

S198387

NO. _____

IN THE SUPREME COURT OF CALIFORNIA

JULIE VANDERMOST
Petitioner,

vs.

DEBRA BOWEN, SECRETARY OF STATE
OF CALIFORNIA
Respondent.

**DECLARATION OF CHARLES H. BELL, JR. REGARDING
THE LIKELIHOOD OF QUALIFICATION OF
REFERENDUM #1499 IN SUPPORT OF VERIFIED
PETITION FOR WRIT OF MANDATE OR WRIT OF
PROHIBITION**

Charles H. Bell, Jr., SBN 060553
Thomas W. Hiltachk, SBN 131215
Colleen C. McAndrews, SBN 128064
Paul T. Gough, SBN 077502
Brian T. Hildreth, SBN 214131
Ashlee N. Titus, SBN 227144
BELL, McANDREWS & HILTACHK, LLP
455 Capitol Mall, Suite 600
Sacramento, CA 95814
(916) 442-7757
(916) 442-7759
cbell@bmhlaw.com

Attorneys for Petitioner

RECEIVED

DEC - 2 2011

FRK SUPREME COURT

NO. _____

IN THE SUPREME COURT OF CALIFORNIA

JULIE VANDERMOST
Petitioner,

vs.

DEBRA BOWEN, SECRETARY OF STATE
OF CALIFORNIA
Respondent.

**DECLARATION OF CHARLES H. BELL, JR. REGARDING
THE LIKELIHOOD OF QUALIFICATION OF
REFERENDUM #1499 IN SUPPORT OF VERIFIED
PETITION FOR WRIT OF MANDATE OR WRIT OF
PROHIBITION**

Charles H. Bell, Jr., SBN 060553
Thomas W. Hiltachk, SBN 131215
Colleen C. McAndrews, SBN 128064
Paul T. Gough, SBN 077502
Brian T. Hildreth, SBN 214131
Ashlee N. Titus, SBN 227144
BELL, McANDREWS & HILTACHK, LLP
455 Capitol Mall, Suite 600
Sacramento, CA 95814
(916) 442-7757
(916) 442-7759
cbell@bmhlaw.com

Attorneys for Petitioner

1. Attached are true and correct copies of the following documents from the Office of the Secretary of State obtained by Public Records Act request:

(A) **Exhibit “A”**, pages 1-2, is a summary entitled “Qualified Initiative and Referendum Measures 2005-2010,” which identifies by Secretary of State File Number and Proposition Number forty eight (48) Initiatives and Referendum Measures for which the proponents presented petition signatures to the Secretary of State and county election officials between 2005 and 2010; Whether the Measures qualified by Random Sample (pursuant to Elections Code § 9030) or by full count (pursuant to Elections Code § 9031); and the date of the election on which the Measure appeared or will appear.

(B) **Exhibit “B”**, pages 3-82, are Certificates of Qualification and/or Random Sample/Full Count Spreadsheets for each of the Measures listed on the summary document referenced Exhibit A above that reflect county-by-county data concerning the “Raw Count,” the Random Sample count and/or the Full Count of petition signatures for these Measures. At the bottom of each of the Spreadsheets are found: (1) the “raw count” of the total number of signatures submitted; (2) the random sample or full count totals; (3) the “Valid or Projected Valid (the latter if a random sample was sufficient to determine the measure had sufficient signatures to qualify); and (4) the signature Validity Percentage.

2. At the bottom of Exhibit A, the Secretary of State’s Summary, there is a notation that “Once an initiative/referendum reaches the threshold for qualification, counties are allowed to stop verification and are no longer required to report valid signatures; therefore, the number of valid signatures may have been higher” than identified in the spreadsheets’ totals. I note that the percentage validity rates for such measures similarly

may have been higher than the validity percentage stated in the spreadsheet for each measure for the same reason.

3. On information and belief, *all* of the 49 initiative and referendum measures for which the proponents submitted signatures for official verification qualified for the ballot. While other measures were given titles and summaries for circulation during the 2005-2010 period, the proponents either failed to circulate them or failed to obtain a sufficient number of raw signatures to warrant the proponents submitting them for signature verification. A proponent will not submit signatures for verification of a measure if it failed to obtain at least 100% of the raw signatures required to qualify, since the Secretary of State would disqualify the measure upon receipt of a raw count total that was insufficient on its face, and would not order the county election officials to conduct signature verifications, because it would be futile to do so.

4. Further, **Exhibit “C”**, pages 83-84, is a spreadsheet prepared by me that identifies all the 48 measures listed on the Secretary of State’s Summary, Exhibit “A,” for which I computed the percentage that the “raw signature” total for each measure bore to the number of valid signatures to qualify the measure. The former number is identified as the “raw count total” and the number of valid signatures required to qualify is represented by the 100% figure in the RANGE category located near the bottom of the fifth column of each spreadsheet. The RANGE notifies the public of three percentages:

- (1) a 110% number which if the measures’ valid or projected valid number exceeds would qualify the measure without need for a “full count” of all signatures;
- (2) a 100% number which represents the number the measure is required to obtain to qualify for the ballot. This number is based on the required constitutional percentage for qualified signatures which

depends upon whether the measure is a constitutional or statutory initiative or a referendum and the base vote (at the preceding gubernatorial election) on which the percentage is calculated; and, (3) a 95% number below which the Secretary of State will not be required to order counties to conduct a full count of signatures because it is statistically unlikely to obtain 100% of the signatures necessary to qualify.

5. In the calculation of the percentage for each measure submitted for signature verification between 2005 and 2010, all of the measures obtained raw signatures that constitute between 127.7% and 195% of the total number of signatures each measure needed to qualify at the 100% level indicated in the RANGE on each spreadsheet. I calculated the percentage that the signature “raw count” for Referendum #1499 bears to the 100% qualification number (504,760 valid signatures), and that percentage exceeds 140%. Thus, like all of the other 48 measures that qualified between 2005 and 2010, Referendum #1499 contains at least 140%, and this indicates it is likely to qualify.

6. I compared the last column of each spreadsheet which represents the signature validity percentage, subject to the caveat expressed in paragraph 3 above that the validity percentages of many of these 48 measures are likely to be greater where the measure reached the 100% validity number indicating it qualified for the ballot before the random sample count or the full count were completed. Only two of the 48 measures attained less than a 70% signature validity rate (#1238 and #1248). Since 2008, only two of the 23 measures which had signature verifications attained less than 71%. The average signature validity rate of all measures submitted and verified from 2005 to 2010 was 74.8%.

7. Referendum #1499 at 711,000 raw signatures would have to attain less than 71% signature validity to fail qualification.

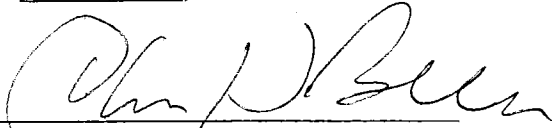
8. Of the three measures that required a full count verification (#1182 – Prop 9 (2006); # 1271 -- Prop 3 (2008) and #1394 -- which will appear on the June 2012 ballot), two of the three attained a greater percentage validity rate at the full count than the percentage validity rate they obtained at the random sample count. Measure #1182 obtained 76.0% validity at the full count and 70.6% at the random sample count. Measure #1271 obtained 70.8% validity at the full count and 69.3% validity at the random sample count. Only Measure #1394 obtained a lesser percentage (74.4% at the full count) than the 75.6% validity at the random sample count.

9. Based upon these calculations and observations, Referendum #1499 is likely to qualify. It may well require a full count to qualify; however, its random sample percentage should determine whether it will qualify for the ballot at the full count. Based upon the historic record that (A) on information and belief, since 2005, all 48 measures whose petitions were submitted for signature verification actually qualified for the ballot, (B) all 48 measures whose raw count signatures exceeded 140% of the total required to qualify, and (C) since 2008, all the submitted measures attained at least 70.1% signature validity rates, Measure #1499 is likely to qualify for the 2012 ballot.

10. The Secretary of State has determined that January 10, 2012 is the deadline for counties to complete the random sample count of signatures for Referendum #1499.

The foregoing is true and correct and of my personal knowledge or if stated on information and belief, I believe it to be true. If called as a witness, I could and would testify competently thereto.

Executed under penalty of perjury under the laws of the State of
California, this 28th day of November 2011 at Sevierville, California.



CHARLES H. BELL, JR.

CERTIFICATE OF SERVICE

I, Shannon Diaz, Declare:

I am a resident of the State of California and over the age of eighteen years and not a party to the within-entitled action; my business address is 455 Capitol Mall, Suite 600, Sacramento, California 95814. On ~~December~~ 2, 2011, I served the following document(s) described as:

- **DECLARATION OF CHARLES H. BELL, JR. REGARDING THE LIKELIHOOD OF QUALIFICATION OF REFERENDUM #1499 IN SUPPORT OF VERIFIED PETITION FOR WRIT OF MANDATE OR WRIT OF PROHIBITION**

on the following party(ies) in said action:

George Waters
Deputy Attorney General
Department of Justice
1300 "I" Street, 17th Floor
Sacramento, CA 95814
Telephone: (916) 323-8050
Email: George.Waters@doj.ca.gov

Attorney General's office
(Email & Hand Delivery)

Lowell Finley
Chief Counsel
Office of the Secretary of State
1500 11th St
Sacramento, CA 95814
Telephone: (916) 653-7244
Email: Lowell.Finley@sos.ca.gov

Attorney for Respondent
SECRETARY OF STATE
(Email & Hand Delivery)

X **BY U.S. MAIL:** By placing said document(s) in a sealed envelope and depositing said envelope, with postage thereon fully prepaid, in the United States Postal Service mailbox in Sacramento, California, addressed to said party(ies), in the ordinary course of business. I am aware that on motion of the party served, service is presumed invalid if postal

cancellation date or postage meter date is more than one day after date of deposit for mailing in affidavit.

X **BY ELECTRONIC MAIL:** By causing true copy(ies) of PDF versions of said document(s) to be sent to the e-mail address of each party listed.

I declare under penalty of perjury under the laws of the State of California that the foregoing is true and correct, and that this declaration was executed on December 2, 2011 at Sacramento, California.


SHANNON DIAZ

EXHIBIT A

**Qualified Initiative and Referendum Measures
2005-2010**

<u>SOS File Number/ Proposition</u>	<u>Initiative/ Referendum</u>	<u>Qualified By</u>	<u>Election Date</u>
1454/ Prop. 23	Initiative	Random	11/02/10
1451/ Prop. 27	Initiative	Random	11/02/10
1444/ None Yet	Initiative	Random	06/05/12
1441/ Prop. 26	Initiative	Random	11/02/10
1421/ Prop. 21	Initiative	Random	11/02/10
1414/ Prop. 22	Initiative	Random	11/02/10
1412/ Prop. 24	Initiative	Random	11/02/10
1408/ Prop. 25	Initiative	Random	11/02/10
1394/ None Yet	Initiative	Full	06/05/12
1381/ Prop. 17	Initiative	Random	06/08/10
1380/ Prop. 20	Initiative	Random	11/02/10
1377/ Prop. 19	Initiative	Random	11/02/10
1369/ Prop. 16	Initiative	Random	06/08/10
1332/ Prop. 10	Initiative	Random	11/04/08
1326/ Prop. 6	Initiative	Random	11/04/08
1325/ Prop. 9	Initiative	Random	11/04/08
1310/ Prop. 5	Initiative	Random	11/04/08
1307/ Prop. 11	Initiative	Random	11/04/08
1304/ Prop. 7	Initiative	Random	11/04/08
1298/ Prop. 8	Initiative	Random	11/04/08
1287/ Prop. 4	Initiative	Random	11/04/08
1274/ Prop. 2	Initiative	Random	11/04/08
1271/ Prop. 3	Initiative	Full	11/04/08
1251/ Prop. 99	Initiative	Random	06/03/08
1248/ Prop. 98	Initiative	Random	06/03/08
1261/ Prop. 97	Referendum	Random	02/05/08
1260/ Prop. 94	Referendum	Random	02/05/08
1259/ Prop. 96	Referendum	Random	02/05/08
1258/ Prop. 95	Referendum	Random	02/05/08
1238/ Prop. 93	Initiative	Random	02/05/08
1226/ Prop. 92	Initiative	Full	02/05/08
1182/ Prop. 91	Initiative	Full	02/05/08
1216/ Prop. 89	Initiative	Random	11/07/06
1204/ Prop. 90	Initiative	Random	11/07/06
1197/ Prop. 86	Initiative	Random	11/07/06
1196/ Prop. 87	Initiative	Random	11/07/06
1189/ Prop. 88	Initiative	Random	11/07/06
1186/ Prop. 85	Initiative	Random	11/07/06
1185/ Prop. 84	Initiative	Random	11/07/06
1154/ Prop. 83	Initiative	Random	11/07/06
1151/ Prop. 82	Initiative	Random	06/06/06
1131/ Prop. 76	Initiative	Random	11/08/05
1129/ Prop. 78	Initiative	Random	11/08/05
1114/ Prop. 80	Initiative	Random	11/08/05
1106/ Prop. 79	Initiative	Random	11/08/05
1088/ Prop. 74	Initiative	Random	11/08/05
1084/ Prop. 75	Initiative	Random	11/08/05
1072/ Prop. 77	Initiative	Random	11/08/05
1067/ Prop. 73	Initiative	Random	11/08/05

Please note: Once an initiative/referendum reaches the threshold for qualification, counties are allowed to stop verification and are no longer required to report valid signatures; therefore, the number of valid signatures may have been higher.

EXHIBIT B

State of California



SECRETARY OF STATE

May 16, 2005

TO: ALL COUNTY CLERKS/REGISTRARS OF VOTERS (CCROV 05121)

Pursuant to Section 9033 of the Elections Code, I hereby certify that on May 16, 2005, the certificates received from the County Clerks or Registrars of Voters by the Secretary of State established that the Initiative Constitutional Amendment, TERMINATION OF MINOR'S PREGNANCY, WAITING PERIOD AND PARENTAL NOTIFICATION., has been signed by the requisite number of qualified electors needed to declare the petition sufficient. TERMINATION OF MINOR'S PREGNANCY, WAITING PERIOD AND PARENTAL NOTIFICATION. INITIATIVE CONSTITUTIONAL AMENDMENT., is, therefore, qualified for the next statewide election.

TERMINATION OF MINOR'S PREGNANCY, WAITING PERIOD AND PARENTAL NOTIFICATION. INITIATIVE CONSTITUTIONAL AMENDMENT. Amends California Constitution to bar abortion on unemancipated minor until 48 hours after physician notifies minor's parent/legal guardian, except in medical emergency or with parental waiver. Permits judicial waiver of notice based on clear and convincing evidence of minor's maturity or minor's best interests. Physician must report abortions performed on minors and State shall compile statistics. Authorizes monetary damages for violation. Minor must consent to abortion unless mentally incapable or in medical emergency. Permits judicial relief if minor's consent to abortion is coerced. Summary of estimate by Legislative Analyst and Director of Finance of fiscal impact on state and local governments: The net costs of this measure to Medi-Cal and other programs are unknown, but are probably not significant in the context of the total expenditures for these programs.

IN WITNESS WHEREOF, I hereunto set my hand and affix the Great Seal of the State of California this 16th day of May, 2005.



A handwritten signature in cursive script, reading "Bruce McPherson".

BRUCE McPHERSON
Secretary of State

#1067 [Revised]

Termination of Minor's Pregnancy, Waiting Period and Parental Notification.
Initiative Constitutional Amendment.

COUNTY	PETITION FILED	SOS REC'D	SOS REC'D		RAW COUNT	RANDOM SAMPLE/ FULL COUNT		VALID SIGS.	NOT SUFF.	DUP.	VALID OR PROJ. VALID	
			RAW	RANDOM		FULL	COUNT				VALID	OR PROJ.
ALAMEDA	04/13/05	04/18/05			14,222						0	0.0%
2. ALPINE	-	-			0						0	0.0%
3. AMADOR	04/12/05	04/15/05	05/10/05	4/21	1,178	500	412	88	0		971	82.4%
4. BUTTE	04/12/05	04/18/05	04/21/05		4,261	500	416	84	3		3,353	78.7%
5. CALAVERAS	04/12/05	04/14/05	05/12/05	Random Due:	739	500	426	74	6		625	84.6%
6. COLUSA	04/12/05	04/20/05		6/3	721						0	0.0%
7. CONTRA COSTA	04/13/05	04/18/05	04/28/05		10,601	500	407	93	1		8,201	77.4%
8. DEL NORTE	04/12/05	04/15/05	05/09/05		282	282	194	88	0		194	68.8%
9. EL DORADO	04/12/05	04/14/05	04/22/05		5,746	500	444	56	1		4,982	86.7%
10. FRESNO	04/11/05	04/12/05	04/29/05		24,481	734	595	139	0		19,845	81.1%
11. GLENN	04/12/05	04/14/05	04/27/05		404	404	323	81	4		323	80.0%
12. HUMBOLDT	04/12/05	04/13/05			749						0	0.0%
13. IMPERIAL	04/13/05	04/13/05	04/26/05		573	571	444	112	0		446	77.8%
14. INYO	04/12/05	04/26/05	04/26/05		78	78	67	11	1		67	85.9%
15. KERN	04/11/05	04/14/05			38,562						0	0.0%
16. KINGS	04/12/05	04/18/05	04/27/05		650	500	407	93	7		528	81.0%
17. LAKE	04/12/05	04/12/05	05/02/05		317	317	263	54	1		263	83.0%
18. LASSEN	04/12/05	04/12/05	04/25/05		37	37	32	5	0		32	86.5%
19. LOS ANGELES	04/13/05	04/22/05	05/16/05		259,826	7,795	6,414	1,331	19		193,317	74.4%
20. MADERA	04/12/05	04/14/05	05/11/05		4,642	500	392	108	2		3,486	75.1%
21. MARIN	04/12/05	04/12/05	04/13/05		914	500	456	44	9		820	89.7%
22. MARIPOSA	04/12/05	04/14/05	04/20/05		563	563	454	109	14		454	80.6%
23. MENDOCINO	04/12/05	04/12/05	04/27/05		230	230	190	40	4		190	82.6%
24. MERCED	04/12/05	04/12/05	05/02/05		6,486	500	389	111	1		4,891	75.4%
25. MODOC	04/12/05	04/18/05	04/18/05		49	49	38	11	2		38	77.6%
26. MONO	04/12/05	04/27/05	04/27/05		35	35	31	1	0		34	97.1%
27. MONTEREY	04/12/05	04/26/05			10,819						0	0.0%
28. NAPA	04/12/05	04/14/05	05/11/05		943	500	426	74	0		803	85.2%
29. NEVADA	04/12/05	04/13/05	04/21/05		2,501	500	430	70	1		2,131	85.2%
30. ORANGE	04/13/05	04/20/05	05/03/05		122,233	3,667	3,190	477	8		97,711	79.9%
31. PLACER	04/12/05	04/14/05	04/27/05		10,427	500	435	65	1		8,657	83.0%
32. PLUMAS	04/13/05	04/22/05	05/16/05		80	80	69	11	2		69	86.3%
33. RIVERSIDE	04/13/05	04/21/05	05/03/05		60,660	1,820	1,456	364	1		47,450	78.2%
34. SACRAMENTO	04/14/05	04/22/05	05/05/05		46,831	1,405	1,127	278	3		34,332	73.3%
35. SAN BENITO	04/12/05	04/26/05	05/12/05		1,400	500	392	108	8		1,057	75.5%
36. SAN BERNARDINO	04/13/05	04/20/05	05/12/05		81,543	2,446	1,976	470	7		58,328	71.5%
37. SAN DIEGO	04/13/05	04/18/05	04/21/05		121,197	3,636	3,129	507	12		91,365	75.4%
38. SAN FRANCISCO	04/12/05	04/14/05	05/11/05		3,775	500	374	126	1		2,774	73.5%
39. SAN JOAQUIN	04/11/05	04/20/05	04/27/05		27,364	821	647	174	1		20,487	74.9%
40. SAN LUIS OBISPO	04/12/05	04/14/05	05/06/05		4,883	500	438	62	1		4,192	85.8%
41. SAN MATEO	04/12/05	04/18/05			4,504						0	0.0%
42. SANTA BARBARA	04/12/05	04/18/05	04/29/05		4,378	500	438	62	0		3,835	87.6%
43. SANTA CLARA	04/14/05	04/21/05	04/26/05		26,938	808	573	235	0		19,103	70.9%
44. SANTA CRUZ	04/12/05	04/14/05			5,205						0	0.0%
45. SHASTA	04/12/05	04/18/05	05/04/05		4,633	500	404	96	1		3,667	79.1%
46. SIERRA	04/12/05	04/13/05	04/13/05		31	31	30	1	0		30	96.8%
47. SISKIYOU	04/12/05	04/18/05	04/27/05		1,904	500	411	89	4		1,522	80.0%
48. SOLANO	04/12/05	04/15/05	05/02/05		13,832	500	415	85	0		11,481	83.0%
49. SONOMA	04/12/05	04/14/05	05/02/05		2,534	500	445	55	2		2,214	87.4%
50. STANISLAUS	04/11/05	04/11/05			29,350						0	0.0%
51. SUTTER	04/12/05	04/15/05	04/29/05		3,884	500	392	108	2		2,940	75.7%
52. TEHAMA	04/12/05	04/15/05	05/10/05		3,033	500	379	121	3		2,207	72.8%
53. TRINITY	04/12/05	04/19/05	04/20/05		202	202	169	33	5		169	83.7%
54. TULARE	04/12/05	04/20/05	04/28/05		6,599	500	382	118	2		4,720	71.5%
55. TUOLUMNE	04/12/05	04/14/05	05/02/05	RANGE:	1,208	500	413	87	2		991	82.0%
56. VENTURA	04/12/05	04/18/05	04/25/05	110% =	657,915	17,128	514	446	68	2	12,708	74.2%
57. YOLO	04/12/05	04/12/05	04/27/05	100% =	598,105	3,164	500	390	110	0	2,458	78.0%
58. YUBA	04/12/05	04/14/05	04/21/05	95% =	568,200	2,332	500	371	129	4	1,662	71.3%
TOTAL:					1,001,861	39,525	32,544	6,966	148		682,131	80.16%

For questions regarding this spreadsheet please contact:
Secretary of State| Elections Division 916.657.2168
05/18/2006 4:45 PM

State of California

SECRETARY OF STATE

June 10, 2005

TO: ALL COUNTY CLERKS/REGISTRARS OF VOTERS (CCROV 05140)

Pursuant to Section 9033 of the Elections Code, I hereby certify that on June 10, 2005, the certificates received from the County Clerks or Registrars of Voters by the Secretary of State established that the Initiative Constitutional Amendment, REAPPORTIONMENT., has been signed by the requisite number of qualified electors needed to declare the petition sufficient. REAPPORTIONMENT. INITIATIVE CONSTITUTIONAL AMENDMENT., is, therefore, qualified for the next statewide election.

REAPPORTIONMENT. INITIATIVE CONSTITUTIONAL AMENDMENT. Amends state Constitution's process for redistricting California's Senate, Assembly, Congressional and Board of Equalization districts. Requires three-member panel of retired judges, selected by legislative leaders, to adopt new redistricting plan if measure passes and again after each national census. Panel must consider legislative, public proposals/comments and hold public hearings. Redistricting plan becomes effective immediately when adopted by judges' panel and filed with Secretary of State. If voters subsequently reject redistricting plan, process repeats. Specifies time for judicial review of adopted redistricting plan; if plan fails to conform to requirements, court may order new plan. Summary of estimate by Legislative Analyst and Director of Finance of fiscal impact on state and local governments: This measure would have the following major fiscal impact: One-time state redistricting costs, probably totaling a few million dollars. Comparable savings for each redistricting effort after 2010 (once every ten years).



IN WITNESS WHEREOF, I hereunto set my hand and affix the Great Seal of the State of California this 10th day of June, 2005.

BRUCE McPHERSON
Secretary of State

**#1072. Reapportionment.
Initiative Constitutional Amendment.**

COUNTY	PETITION	SOS	SOS	RANDOM		VALID SIGS.	NOT SUFF.	DUP.	VALID OR		%
	FILED	REC'D	REC'D	RAW	SAMPLE/				PROJ. VALD.		
	W/COUNTY	RAW	COUNT	RANDOM	COUNT	FULL COUNT					
1. ALAMEDA	05/09/05	05/17/05			29,234					0	0.0%
2. ALPINE	05/09/05	05/11/05	05/27/05	Random Notice:	21	21	18	3	0	18	85.7%
3. AMADOR	05/09/05	05/11/05	05/26/05	05/19/05	1,497	500	429	71	2	1,272	85.0%
4. BUTTE	05/09/05	05/13/05	05/25/05	Random Due:	6,730	500	395	105	1	5,149	76.5%
5. CALAVERAS	05/09/05	05/12/05	06/02/05	07/01/05	1,054	500	435	65	6	903	85.7%
6. COLUSA	05/09/05	05/09/05	05/23/05		302	302	218	84	7	218	72.2%
7. CONTRA COSTA	05/09/05	05/13/05	05/25/05		39,919	1,196	944	252	2	29,347	73.5%
8. DEL NORTE	05/06/05	05/16/05	05/25/05		207	207	173	34	0	173	83.6%
9. EL DORADO	05/09/05	05/12/05	05/24/05		7,445	500	464	36	3	6,288	84.5%
10. FRESNO	05/10/05	05/20/05			21,436	643	517	126	1	16,157	75.4%
11. GLENN	05/09/05	05/11/05	06/06/05		359	359	268	91	12	268	74.7%
12. HUMBOLDT	05/09/05	05/10/05			3,805					0	0.0%
13. IMPERIAL	05/09/05	05/12/05	05/26/05		449	449	357	92	0	357	79.5%
14. INYO	05/09/05	05/20/05	05/26/05		390	390	344	46	4	344	88.2%
15. KERN	05/10/05	05/19/05	05/31/05		24,243	727	552	175	1	17,329	71.5%
16. KINGS	05/09/05	05/10/05	05/26/05		2,031	500	401	99	2	1,604	79.0%
17. LAKE	05/09/05	05/16/05	06/03/05		1,722	500	365	165	2	1,240	72.0%
18. LASSEN	05/09/05	05/11/05			776					0	0.0%
19. LOS ANGELES	05/05/05	06/16/05	06/09/05		210,830	6,325	5,239	1,086	21	151,993	72.1%
20. MADERA	05/10/05	05/12/05	06/07/05		2,821	500	397	103	2	2,187	77.5%
21. MARIN	05/09/05	05/13/05	05/20/05		4,486	500	452	48	0	4,055	90.4%
22. MARIPOSA	05/09/05	05/11/05	05/16/05		314	314	279	35	14	279	88.8%
23. MENDOCINO	05/09/05	05/09/05			2,631					0	0.0%
24. MERCED	05/09/05	05/10/05	05/24/05		3,173	500	376	124	0	2,386	75.2%
25. MODOC	05/09/05	05/16/05	05/16/05		88	68	61	7	0	61	69.7%
26. MONO	05/10/05	05/31/05	05/31/05		122	122	92	30	0	92	75.4%
27. MONTEREY	05/09/05	05/09/05	06/07/05		9,801	500	407	93	1	7,613	77.7%
28. NAPA	05/09/05	05/17/05	05/26/05		3,705	500	434	66	0	3,216	86.8%
29. NEVADA	05/09/05	05/18/05	06/03/05		3,222	500	459	41	2	2,888	89.9%
30. ORANGE	05/10/05	05/20/05	05/31/05		95,829	2,875	2,495	380	5	77,775	81.2%
31. PLACER	05/09/05	05/13/05	05/20/05		11,549	500	436	64	1	9,960	86.3%
32. PLUMAS	05/09/05	05/13/05			440					0	0.0%
33. RIVERSIDE	05/10/05	05/19/05	06/09/05		57,738	1,732	1,371	361	4	41,592	71.7%
34. SACRAMENTO	05/09/05	05/18/05	06/01/05		34,202	1,026	850	176	0	28,335	82.8%
35. SAN BENITO	05/09/05	05/31/05	06/06/05		735	500	423	77	13	613	83.4%
36. SAN BERNARDINO	05/10/05	05/19/05	06/10/05		69,488	2,085	1,542	543	3	48,159	69.3%
37. SAN DIEGO	05/10/05	05/19/05	05/27/05		117,638	3,529	3,052	477	9	92,037	78.2%
38. SAN FRANCISCO	05/09/05	05/11/05	06/01/05		9,167	500	391	109	0	7,169	78.2%
39. SAN JOAQUIN	05/09/05	05/13/05			12,315	500	402	98	0	9,901	80.4%
40. SAN LUIS OBISPO	05/09/05	05/26/05	05/27/05		16,934	508	419	89	0	13,967	82.5%
41. SAN MATEO	05/09/05	05/12/05	06/01/05		8,505	500	436	64	4	6,327	74.4%
42. SANTA BARBARA	05/09/05	05/17/05	05/25/05		9,895	500	425	75	0	8,411	85.0%
43. SANTA CLARA	05/09/05	05/18/05	05/26/05		25,958	779	704	75	0	23,459	90.4%
44. SANTA CRUZ	05/09/05	05/13/05			12,884					0	0.0%
45. SHASTA	05/06/05	05/16/05	05/31/05		3,730	500	439	61	1	3,227	86.5%
46. SIERRA	05/09/05	05/11/05	05/11/05		47	47	39	8	0	39	83.0%
47. SISKIYOU	05/09/05	05/10/05	06/06/05		1,384	500	413	87	3	1,129	81.5%
48. SOLANO	05/09/05	05/10/05	06/06/05		13,224	500	416	84	1	10,329	78.1%
49. SONOMA	05/09/05	05/12/05	05/25/05		19,745	592	490	102	1	15,264	77.3%
50. STANISLAUS	05/09/05	05/09/05			11,038					0	0.0%
51. SUTTER	05/09/05	05/17/05	06/01/05		2,117	500	390	110	3	1,610	76.1%
52. TEHAMA	05/09/05	05/12/05	05/26/05		1,744	500	364	136	4	1,235	70.8%
53. TRINITY	05/09/05	05/13/05	05/26/05		146	146	112	34	1	112	76.7%
54. TULARE	05/09/05	05/19/05	06/10/05		9,159	500	384	116	1	6,717	73.3%
55. TUOLUMNE	05/09/05	05/17/05	05/26/05	RANGE:	1,124	500	332	168	8	724	64.4%
56. VENTURA	05/09/05	05/19/05	05/25/05	110% = 657,916	16,236	500	422	78	0	13,703	84.4%
57. YOLO		05/24/05		100% = 598,105	4,211					0	0.0%
58. YUBA	05/09/05	05/10/05	05/25/05	95% = 568,200	1,801	500	383	117	2	1,361	75.6%
TOTAL:					951,776	37,942	31,206	6,766	147	677,997	79.56%

For questions regarding this spreadsheet please contact:
Secretary of State| Elections Division |916.657.2166
06/10/2005 12:46 PM

State of California

SECRETARY OF STATE

June 6, 2005

TO: ALL COUNTY CLERKS/REGISTRARS OF VOTERS (CCROV 05133)

Pursuant to Section 9033 of the Elections Code, I hereby certify that on June 6, 2005, the certificates received from the County Clerks or Registrars of Voters by the Secretary of State established that the Initiative Statute, **PUBLIC EMPLOYEE UNION DUES. REQUIRED EMPLOYEE CONSENT FOR POLITICAL CONTRIBUTIONS.**, has been signed by the requisite number of qualified electors needed to declare the petition sufficient. **PUBLIC EMPLOYEE UNION DUES. REQUIRED EMPLOYEE CONSENT FOR POLITICAL CONTRIBUTIONS. INITIATIVE STATUTE.**, is, therefore, qualified for the next statewide election.

PUBLIC EMPLOYEE UNION DUES. REQUIRED EMPLOYEE CONSENT FOR POLITICAL CONTRIBUTIONS. INITIATIVE STATUTE. Prohibits public employee labor organizations from using dues or fees for political contributions unless the employee provides prior consent each year on a specified written form. Prohibition does not apply to dues or fees collected for charitable organizations, health care insurance, or other purposes directly benefitting the public employee. Requires labor organizations to maintain and submit to the Fair Political Practices Commission records concerning individual employees' and organizations' political contributions; those records are not subject to public disclosure. Summary of estimate by Legislative Analyst and Director of Finance of fiscal impact on state and local governments: Probably minor state and local government implementation costs, potentially offset in part by revenues from fines and/or fees.




IN WITNESS WHEREOF, I hereunto set my hand
and affix the Great Seal of the State of California
this 6th day of June, 2005.

BRUCE McPHERSON
Secretary of State

**#1084. Public Employee Union Dues.
Required Employee Consent for Political Contributions.
Initiative Statute.**

COUNTY	PETITION	SOS	SOS	RANDOM			NOT. SUFF.	DUP.	VALID OR		%
	FILED	REC'D	REC'D	RAW	SAMPLE/	VAL:U			PROJ.	VALID	
	W/COUNTY	RAW	COUNT	RANDOM	COUNT	FULL COUNT	SIGS.				
1. ALAMEDA	05/06/05	05/16/05			17,392					0	0.0%
2. ALPINE	05/08/05	05/11/05	05/27/05	Random Notice:	3	3	3	0	0	3	100.0%
3. AMADOR	05/06/05	05/10/05	05/18/05	05/12/05	754	500	412	88	0	601	80.0%
4. BUTTE	05/06/05	05/10/05	05/20/05		4,581	500	394	106	1	3,535	77.2%
5. CALAVERAS	05/06/05	05/12/05	05/20/05	Random Due:	481	481	398	83	2	398	82.7%
6. COLUSA	05/06/05	05/09/05	05/20/05	06/24/05	188	188	136	52	0	136	72.3%
7. CONTRA COSTA	05/06/05	05/11/05	05/18/05		27,619	828	660	168	0	22,015	79.7%
8. DEL NORTE		05/16/05	05/18/05		158	158	111	47	1	111	70.3%
9. EL DORADO	05/05/05	05/13/05	05/20/05		4,283	500	451	49	1	3,798	88.7%
10. FRESNO	05/06/05	05/16/05	05/20/05		14,640	500	419	81	0	12,268	83.8%
11. GLENN	05/06/05	05/09/05			140	140	104	36	0	104	74.3%
12. HUMBOLDT	05/06/05	05/10/05			2,137					0	0.0%
13. IMPERIAL	05/06/05	05/12/05	05/18/05		241	241	181	60	1	181	75.1%
14. INYO	05/10/05	05/20/05	05/20/05		10	10	7	3	0	7	70.0%
15. KERN	05/06/05	05/13/05	05/20/05		14,935	500	360	140	0	10,754	72.0%
16. KINGS	05/06/05	05/09/05	05/20/05		1,205	500	408	92	6	963	79.9%
17. LAKE	05/06/05	05/12/05	05/27/05		792	500	367	133	1	580	73.2%
18. LASSEN	05/09/05	05/09/05	05/31/05		237	237	174	63	4	174	73.4%
19. LOS ANGELES	05/05/05	05/12/05	06/06/05		132,662	3,980	3,122	858	12	91,131	68.7%
20. MADERA	05/06/05	05/09/05			1,777					0	0.0%
21. MARIN	05/06/05	05/09/05	05/11/05		1,891	500	423	77	3	1,568	82.9%
22. MARIPOSA	05/06/05	05/09/05	05/10/05		42	42	36	6	0	36	85.7%
23. MENDOCINO	05/06/05	05/06/05	05/20/05		1,215	500	389	111	2	938	77.2%
24. MERCED	05/06/05	05/09/05	05/20/05		1,707	500	364	136	1	1,234	72.3%
25. MODOC	05/09/05	05/16/05	05/26/05		8	8	7	1	0	7	87.5%
26. MONO	05/10/05	05/31/05	05/31/05		7	7	6	1	0	6	85.7%
27. MONTEREY	05/06/05	05/06/05	05/20/05		5,231					0	0.0%
28. NAPA	05/06/05	05/11/05	05/23/05		2,408	500	406	94	0	1,955	81.2%
29. NEVADA	05/06/05	05/06/05	05/24/05		1,410	500	444	56	0	1,252	88.8%
30. ORANGE	05/06/05	05/12/05	05/25/05		66,643	1,999	1,700	299	5	51,284	77.0%
31. PLACER	05/06/05	05/09/05	05/16/05		6,343	500	435	65	1	5,370	84.7%
32. PLUMAS	05/06/05	05/13/05			32					0	0.0%
33. RIVERSIDE	05/05/05	05/12/05	05/31/05		36,156	1,085	818	267	0	27,259	75.4%
34. SACRAMENTO	05/03/05	05/12/05	05/20/05		21,064	632	509	123	0	16,965	80.5%
35. SAN BENITO	05/09/05	05/16/05	06/06/05		342	342	273	69	7	273	79.8%
36. SAN BERNARDINO	05/05/05	05/13/05	06/01/05		47,574	1,427	1,016	411	2	31,715	66.7%
37. SAN DIEGO	05/06/05	05/12/05	05/24/05		75,196	2,256	1,929	327	2	62,141	82.6%
38. SAN FRANCISCO	05/06/05	05/11/05	05/27/05		3,026	500	363	137	0	2,197	72.6%
39. SAN JOAQUIN	05/06/05	05/13/05	06/02/05		8,009	500	397	103	0	6,359	79.4%
40. SAN LUIS OBISPO	05/06/05	05/26/05	05/31/05		13,337	500	414	86	0	11,043	82.8%
41. SAN MATEO	05/05/05	05/12/05	05/18/05		3,824	500	403	97	1	3,021	79.0%
42. SANTA BARBARA	05/06/05	05/11/05	05/19/05		5,627	500	413	87	0	4,649	82.6%
43. SANTA CLARA	05/06/05	05/17/05	05/26/05		15,586	500	413	87	0	12,874	82.6%
44. SANTA CRUZ	05/06/05	05/12/05	05/25/05		7,977	500	428	72	1	6,590	82.6%
45. SHASTA	05/06/05	05/11/05	05/25/05		2,014	500	377	123	1	1,506	74.8%
46. SIERRA	05/09/05	05/11/05	05/11/05		16	16	16	0	0	16	100.0%
47. SISKIYOU	05/06/05	05/10/05	05/17/05		886	500	387	113	5	679	76.6%
48. SOLANO	05/06/05	05/06/05	05/20/05		9,173	500	398	102	1	6,983	76.1%
49. SONOMA	05/06/05	05/09/05	05/20/05		12,608	500	422	78	1	10,031	79.6%
50. STANISLAUS	05/09/05	05/09/05			6,296					0	0.0%
51. SUTTER	05/06/05	05/16/05	05/24/05		1,537	500	407	93	6	1,213	78.9%
52. TEHAMA	05/06/05	05/11/05	05/18/05		1,101	500	313	187	6	673	61.2%
53. TRINITY	05/06/05	05/13/05	05/16/05		49	49	31	18	0	31	63.3%
54. TULARE	05/06/05	05/16/05			5,683					0	0.0%
55. TUOLUMNE	05/06/05	05/11/05	05/26/05	RANGE:	442	442	362	80	4	362	81.9%
56. VENTURA	05/06/05	05/10/05	05/20/05	110% = 411,198	9,970	500	413	87	0	8,235	82.6%
57. YOLO		05/16/05		100% = 373,816	2,394					0	0.0%
58. YUBA	05/06/05	05/10/05	05/20/05	95% = 355,125	1,296	500	379	121	4	966	74.5%
TOTAL					602,356	28,571	22,798	5,773	82	426,220	78.86%

For questions regarding this spreadsheet please contact:
Secretary of State| Elections Division: 916.657.2166
06/06/2005 5:32 PM



SECRETARY OF STATE

June 6, 2005

TO: ALL COUNTY CLERKS/REGISTRARS OF VOTERS (CCROV 05132)

Pursuant to Section 9033 of the Elections Code, I hereby certify that on June 6, 2005, the certificates received from the County Clerks or Registrars of Voters by the Secretary of State established that the Initiative Statute, **PUBLIC SCHOOL TEACHERS. WAITING PERIOD FOR PERMANENT STATUS. DISMISSAL.**, has been signed by the requisite number of qualified electors needed to declare the petition sufficient. **PUBLIC SCHOOL TEACHERS. WAITING PERIOD FOR PERMANENT STATUS. DISMISSAL. INITIATIVE STATUTE.**, is, therefore, qualified for the next statewide election.

PUBLIC SCHOOL TEACHERS. WAITING PERIOD FOR PERMANENT STATUS. DISMISSAL. INITIATIVE STATUTE. Increases length of time required before a teacher may become a permanent employee from two complete consecutive school years to five complete consecutive school years; measure applies to teachers whose probationary period commenced during or after the 2003-2004 fiscal year. Authorizes school boards to dismiss a permanent teaching employee who receives two consecutive unsatisfactory performance evaluations. Summary of estimate by Legislative Analyst and Director of Finance of fiscal impact on state and local governments: Unknown impact on school district teacher salary costs as a result of changes in teacher tenure and dismissal practices. Fiscal impacts could vary significantly district by district.

IN WITNESS WHEREOF, I hereunto set my hand
and affix the Great Seal of the State of California
this 6th day of June, 2005.



BRUCE McPHERSON
Secretary of State

**#1088. Public School Teachers.
Waiting Period for Permanent Status, Dismissal.
Initiative Statute.**

COUNTY	PETITION FILED W/COUNTY	SOS REC'D	SOS REC'D		RAW COUNT	RANDOM SAMPLE/ FULL COUNT	VALID SIGS.	NOT SUFF.	DUP.	VALID OR PROJ VALID	%
1. ALAMEDA	05/06/05	05/16/05			19,301					0	0.0%
2. ALPINE	05/09/05	05/11/05		Random Notice:	3	3	3	0	0	3	100.0%
3. AMADOR	05/09/05	05/10/05	05/18/05	05/12/05	921	500	416	84	0	705	83.2%
4. BUTTE	05/06/05	05/12/05	05/23/05		4,375	500	392	108	2	3,294	75.3%
5. CALAVERAS	05/06/05	05/12/05	05/20/05	Random Due:	463	463	377	86	3	377	81.4%
6. COLUSA	05/06/05	05/09/05	05/20/05	06/24/05	217	217	152	65	0	152	70.0%
7. CONTRA COSTA	05/06/05	05/10/05	05/23/05		29,624	889	693	196	0	23,093	78.0%
8. DEL NORTE		05/16/05	05/18/05		92	92	61	31	0	61	66.3%
9. EL DORADO	05/05/05	05/12/05	05/20/05		3,768	500	433	67	2	3,165	84.0%
10. FRESNO	05/06/05	05/18/05	05/20/05		15,965	500	362	138	1	10,571	66.2%
11. GLENN	05/06/05	05/09/05	05/16/05		144	144	104	40	0	104	72.2%
12. HUMBOLDT	05/06/05	05/10/05			1,938					0	0.0%
13. IMPERIAL	05/06/05	05/12/05	05/18/05		215	215	168	47	0	168	78.1%
14. INYO	05/10/05	05/20/05	05/20/05		17	17	14	3	0	14	82.4%
15. KERN	05/06/05	05/13/05	05/25/05		15,450	500	354	146	0	10,939	70.8%
16. KINGS	05/06/05	05/09/05	05/23/05		1,623	500	395	105	2	1,268	78.1%
17. LAKE	05/06/05	05/12/05	05/27/05		898	500	361	139	1	647	72.0%
18. LASSEN	05/09/05	05/09/05	05/20/05		325	325	254	71	2	254	78.2%
19. LOS ANGELES	05/05/05	05/10/05	06/06/05		126,706	3,801	2,918	883	6	90,804	71.7%
20. MADERA	05/06/05	05/09/05	06/06/05		2,005	500	373	127	3	1,460	72.8%
21. MARIN	05/06/05	05/06/05	05/10/05		2,556	500	456	44	9	2,142	83.8%
22. MARIPOSA	05/06/05	05/11/05	05/11/05		60	60	43	17	0	43	71.7%
23. MENDOCINO	05/06/05	05/06/05	05/19/05		1,500	500	392	108	1	1,170	78.0%
24. MERCED	05/06/05	05/09/05	05/20/05		1,737	500	345	155	1	1,190	68.5%
25. MODOC	05/09/05	05/16/05	05/26/05		9	9	8	1	0	8	88.9%
26. MONO	05/10/05	05/31/05	05/31/05		6	6	4	2	0	4	66.7%
27. MONTEREY	05/06/05	05/06/05			4,961					0	0.0%
28. NAPA	05/06/05	05/11/05	05/19/05		2,437	500	428	72	0	2,086	85.6%
29. NEVADA	05/06/05	05/09/05	05/25/05		1,258	500	456	44	4	1,132	90.0%
30. ORANGE	05/09/05	05/16/05	05/26/05		62,136	1,864	1,578	286	2	50,447	81.2%
31. PLACER	05/06/05	05/11/05	06/12/05		6,719	500	423	77	1	5,517	82.1%
32. PLUMAS	05/10/05	05/13/05			45					0	0.0%
33. RIVERSIDE	05/05/05	05/11/05	05/26/05		38,994	1,170	854	316	1	27,385	70.2%
34. SACRAMENTO	05/04/05	05/12/05	05/23/05		23,919	718	554	164	1	17,379	72.7%
35. SAN BENITO	05/06/05	05/12/05	05/16/05		122	122	102	20	2	102	83.6%
36. SAN BERNARDINO	05/05/05	05/13/05	05/26/05		48,222	1,447	1,004	443	0	33,459	69.4%
37. SAN DIEGO	05/06/05	05/12/05	05/25/05		76,778	2,303	1,998	305	5	61,219	79.7%
38. SAN FRANCISCO	05/06/05	05/11/05	05/31/05		5,076	500	379	121	2	3,662	72.1%
39. SAN JOAQUIN	05/06/05	05/12/05	05/20/05		7,613	500	394	106	0	5,999	78.8%
40. SAN LUIS OBISPO	05/06/05	05/26/05	05/27/05		12,493	500	425	75	0	10,619	85.0%
41. SAN MATEO	05/09/05	05/12/05	05/23/05		3,599	500	419	81	2	2,927	81.3%
42. SANTA BARBARA	05/06/05	05/11/05	05/23/05		4,747	500	391	109	0	3,712	78.2%
43. SANTA CLARA	05/06/05	05/17/05	05/26/05		13,928	500	426	74	0	11,867	85.2%
44. SANTA CRUZ	05/06/05	05/12/05	05/25/05		3,529	500	419	81	1	2,815	81.0%
45. SHASTA	05/06/05	05/11/05	05/25/05		1,769	500	400	100	1	1,406	79.5%
46. SIERRA	05/09/05	05/11/05	05/11/05		14	14	14	0	0	14	100.0%
47. SISKIYOU	05/06/05	05/10/05	05/17/05		974	500	391	109	3	756	77.6%
48. SOLANO	05/06/05	05/06/05	05/23/05		10,063	500	401	99	1	7,686	76.4%
49. SONOMA	05/06/05	05/09/05	05/20/05		12,128	500	411	89	0	9,969	82.2%
50. STANISLAUS	05/06/05	05/09/05	06/02/05		6,720	500	404	96	0	5,430	80.8%
51. SUTTER	05/06/05	05/16/05	05/26/05		1,662	500	368	132	3	1,200	72.2%
52. TEHAMA	05/06/05	05/11/05	05/18/05		771	500	324	176	3	497	64.5%
53. TRINITY	05/06/05	05/13/05	05/23/05		35	35	25	10	0	25	71.4%
54. TULARE	05/06/05	05/16/05			6,723					0	0.0%
55. TUOLUMNE	05/06/05	05/11/05	05/24/05	RANGE:	376	376	305	71	3	305	81.1%
56. VENTURA	05/09/05	05/16/05	05/20/05	110% = 411,198	8,641	500	442	58	0	7,639	88.4%
57. YOLO		05/18/05		100% = 373,816	2,418					0	0.0%
58. YUBA	05/05/05	05/10/05	05/20/05	95% = 355,125	1,421	500	355	145	0	1,009	77.0%
TOTAL:					500,209	29,290	23,168	6,122	68	428,060	78.10%

State of California

SECRETARY OF STATE

June 16, 2005

TO: ALL COUNTY CLERKS/REGISTRARS OF VOTERS (CCROV 05143)

Pursuant to Section 9033 of the Elections Code, I hereby certify that on June 16, 2005, the certificates received from the County Clerks or Registrars of Voters by the Secretary of State established that the Initiative Statute, **PRESCRIPTION DRUG DISCOUNTS. STATE-NEGOTIATED REBATES.**, has been signed by the requisite number of qualified electors needed to declare the petition sufficient. **PRESCRIPTION DRUG DISCOUNTS. STATE-NEGOTIATED REBATES. INITIATIVE STATUTE.**, is, therefore, qualified for the next statewide election.

PRESCRIPTION DRUG DISCOUNTS. STATE-NEGOTIATED REBATES. INITIATIVE STATUTE. Provides for prescription drug discounts to Californians who qualify based on income-related standards, to be funded through rebates from participating drug manufacturers negotiated by California Department of Health Services. Rebates must be deposited in State Treasury fund, used only to reimburse pharmacies for discounts and to offset administration costs. At least 95% of rebates must go to fund discounts. Prohibits new Medi-Cal contracts with manufacturers not providing the Medicaid best price to this program, except for drugs without therapeutic equivalent. Establishes oversight board. Makes prescription drug profiteering, as defined, unlawful. Summary of estimate by Legislative Analyst and Director of Finance of fiscal impact on state and local governments: One-time and ongoing state costs, potentially in the millions to low tens of millions of dollars annually, for administration and outreach activities for a new drug discount program. A significant share of these costs would probably be borne by the state General Fund. A largely one-time state cost, potentially in the low tens of millions of dollars, to cover the funding gap between the time when drug rebates are collected by the state and when the state pays funds to pharmacies for drug discounts provided to consumers. Any such costs not covered through advance rebate payments from drug makers would be borne by the state General Fund. Unknown costs and savings as a result of provisions linking drug prices for the new drug discount program to Medi-Cal prices, including the potential effect on the state's receipt of supplemental rebates; unknown savings on state and county health program costs due to the availability of drug discounts; and unknown costs and offsetting revenues from the anti-profiteering provisions.



IN WITNESS WHEREOF, I hereunto set my hand
and affix the Great Seal of the State of California
this 16th day of June, 2005.

BRUCE McPHERSON
Secretary of State

**#1106. Prescription Drug Discounts.
State-Negotiated Rebates.
Initiative Statute.**

COUNTY	PETITION FILED	SOS REC'D RAW	SOS REC'D COUNT	RANDOM COUNT	RAW COUNT	RANDOM SAMPLE/ FULL COUNT	VALID SIGS.	NOT SUFF.	DUP.	VALID OR PROJ. VAUD	%
1. ALAMEDA	05/10/05	05/20/05			32,564					0	0.0%
2. ALPINE	05/09/05	05/11/05	05/27/05	Random Notice:	2	2	2	0	0	2	100.0%
3. AMADOR	05/09/05	05/10/05	05/20/05	05/19/05	842	500	414	85	1	566	89.1%
4. BUTTE	05/09/05	05/16/05	05/27/05	Random Due:	4,787	500	389	111	0	3,724	77.6%
5. CALAVERAS	05/09/05	05/12/05	05/23/05	07/01/05	458	458	377	81	0	377	82.3%
6. COLUSA	05/09/05	05/09/05	05/20/05		170	170	112	58	1	112	65.9%
7. CONTRA COSTA	05/09/05	05/12/05	05/26/05		10,753	500	402	98	0	8,548	80.1%
8. DEL NORTE	05/09/05	05/16/05	05/24/05		59	59	43	16	0	43	72.9%
9. EL DORADO	05/09/05	05/12/05	05/20/05		3,459	500	432	68	1	2,948	85.2%
10. FRESNO	05/10/05	05/20/05	05/20/05		14,747	500	362	138	0	10,677	72.4%
11. GLENN	05/09/05	05/11/05	05/24/05		247	247	194	53	0	194	78.5%
12. HUMBOLDT	05/09/05	06/01/05	06/10/05		4,077	500	386	114	3	2,972	72.9%
13. IMPERIAL	05/09/05	05/12/05	05/17/05		208	208	156	52	0	156	75.0%
14. INYO	05/09/05	05/20/05	05/20/05		29	29	24	5	0	24	82.8%
15. KERN	05/10/05	05/19/05	06/09/05		9,679	500	381	119	1	7,020	72.5%
16. KINGS	05/09/05	05/10/05	05/26/05		972	500	383	117	0	745	76.6%
17. LAKE	05/10/05	05/16/05	06/03/05		448	448	370	78	0	370	82.6%
18. LASSEN	05/09/05	05/09/05	06/01/05		114	114	79	35	0	79	69.3%
19. LOS ANGELES	05/10/05	05/18/05	06/06/05		181,135	5,434	4,201	1,233	8	131,412	72.5%
20. MADERA	05/09/05	05/09/05	06/06/05		1,385	500	385	115	5	1,042	75.3%
21. MARIN	05/09/05	05/12/05	05/12/05		2,540	500	437	63	1	2,199	86.5%
22. MARIPOSA	05/09/05	05/11/05	05/11/05		69	69	55	14	0	55	79.7%
23. MENDOCINO	05/09/05	05/09/05	06/14/05		1,700	500	385	115	1	1,301	76.5%
24. MERCED	05/09/05	05/10/05	05/23/05		1,689	500	364	136	1	1,222	72.3%
25. MODOC	05/09/05	05/16/05	05/16/05		2	2	2	0	0	2	100.0%
26. MONO	05/10/05	05/31/05	05/31/05		9	9	6	3	0	5	66.7%
27. MONTEREY	05/11/05	05/24/05	06/07/05		6,295	500	429	71	0	5,401	85.8%
28. NAPA	05/09/05	05/12/05	05/26/05		685	500	438	62	0	600	87.6%
29. NEVADA	05/09/05	05/09/05	05/31/05		1,113	500	438	62	2	970	87.1%
30. ORANGE	05/10/05	05/18/05	05/27/05		37,891	1,137	917	220	1	29,482	77.8%
31. PLACER	05/09/05	05/13/05	05/20/05		4,036	500	421	79	0	3,398	84.2%
32. PLUMAS	05/09/05	05/13/05	06/09/05		134	134	113	21	0	113	84.3%
33. RIVERSIDE	05/10/05	05/18/05	06/16/05		33,753	1,013	735	278	1	23,413	69.4%
34. SACRAMENTO	05/10/05	05/18/05	05/25/05		24,455	734	553	181	0	18,425	75.3%
35. SAN BENITO	05/09/05	05/16/05			256					0	0.0%
36. SAN BERNARDINO	05/11/05	05/24/05	06/15/05		53,817	1,614	1,161	453	0	38,712	71.9%
37. SAN DIEGO	05/10/05	05/17/05	05/27/05		55,720	1,672	1,436	236	2	45,791	82.0%
38. SAN FRANCISCO	05/10/05	05/13/05	06/03/05		18,619	559	412	147	1	12,647	67.9%
39. SAN JOAQUIN	05/10/05	05/18/05	06/02/05		9,705	500	384	116	0	7,453	76.8%
40. SAN LUIS OBISPO	05/09/05	06/26/05	06/01/05		2,324	500	405	95	2	1,849	79.5%
41. SAN MATEO	05/11/05	05/12/05	05/27/05		6,634	500	410	90	0	5,440	82.0%
42. SANTA BARBARA	05/09/05	05/12/05	05/25/05		4,030	500	417	83	1	3,304	82.0%
43. SANTA CLARA	05/10/05	05/20/05	06/03/05		16,667	500	385	115	1	11,756	70.5%
44. SANTA CRUZ	05/11/05	05/19/05			10,609					0	0.0%
45. SHASTA	05/09/05	05/16/05	05/31/05		818	500	379	121	4	616	75.3%
46. SIERRA	05/09/05	05/11/05	05/26/05		5	5	4	1	0	4	80.0%
47. SISKIYOU	05/09/05	05/10/05	05/23/05		518	500	399	101	3	412	79.3%
48. SOLANO	05/09/05	05/09/05	06/02/05		9,736	500	396	104	1	7,361	75.5%
49. SONOMA	05/10/05	05/13/05	05/23/05		9,271	500	422	78	4	6,524	70.4%
50. STANISLAUS	05/09/05	05/09/05			9,196					0	0.0%
51. SUTTER	05/09/05	05/16/05	05/26/05		1,322	500	377	123	1	992	75.1%
52. TEHAMA	05/09/05	05/11/05	05/26/05		1,076	500	337	163	10	700	65.1%
53. TRINITY	05/09/05	05/13/05	05/23/05		36	36	24	12	0	24	66.7%
54. TULARE	05/09/05	05/18/05	06/10/05		3,315	500	366	134	2	2,352	70.9%
55. TUOLUMNE	05/09/05	05/12/05	05/24/05	RANGE:	626	500	403	97	5	503	80.3%
56. VENTURA	05/09/05	05/16/05	05/27/05	110% = 411,198	11,934	500	408	92	0	9,738	81.6%
57. YOLO	05/09/05	05/25/05	06/15/05	100% = 373,816	3,153	500	390	110	1	2,426	76.9%
58. YUBA	05/09/05	05/10/05	05/23/05	95% = 355,125	1,071	500	351	149	6	737	68.8%
TOTAL:					610,964	30,153	23,651	6,502	71	417,067	77.59%

For questions regarding this spreadsheet please contact:
Secretary of State| Elections Division 916.657.2166
06/16/2005 6:36 PM

State of California

SECRETARY OF STATE

June 20, 2005

TO: ALL COUNTY CLERKS/REGISTRARS OF VOTERS (CCROV 05149)

Pursuant to Section 9033 of the Elections Code, I hereby certify that on June 20, 2005, the certificates received from the County Clerks or Registrars of Voters by the Secretary of State established that the Initiative Statute, **ELECTRIC SERVICE PROVIDERS. REGULATION.**, has been signed by the requisite number of qualified electors needed to declare the petition sufficient. **ELECTRIC SERVICE PROVIDERS. REGULATION. INITIATIVE STATUTE.**, is, therefore, qualified for the next statewide election.

ELECTRIC SERVICES PROVIDERS. REGULATION. INITIATIVE STATUTE. Subjects electric service providers, as defined, to control and regulation by California Public Utilities Commission. Imposes restrictions on electricity customers' ability to switch from private utilities to other electric providers. Provides that registration by electric service providers with Commission constitutes providers' consent to regulation. Requires all retail electric sellers, instead of just private utilities, to increase renewable energy resource procurement by at least 1% each year, with 20% of retail sales procured from renewable energy by 2010, instead of current requirement of 2017. Imposes duties on Commission, Legislature and electrical providers. Summary of estimate by Legislative Analyst and Director of Finance of fiscal impact on state and local governments: Annual state costs of up to \$4 million for regulatory activities of the California Public Utilities Commission. These costs would be fully offset by fee revenues. Unknown impact on state and local costs and revenues, as the measure's impact on retail electricity rates is uncertain.



IN WITNESS WHEREOF, I hereunto set my hand
and affix the Great Seal of the State of California
this 20th day of June, 2005.

BRUCE McPHERSON
Secretary of State

**#1114. Electric Service Providers. Regulation.
Initiative Statute.**

COUNTY	PETITION	SOS	SOS	RANDOM			NOT SUFF.	DUP.	VALID OR		%
	FILED W/COUNTY	REC'D RAW	REC'D COUNT	RAW COUNT	SAMPLE/ FULL COUNT	VALID SIGGS.			PRC.I.	VALID	
1. ALAMEDA	05/09/05	05/20/05	06/15/05	37,088	1,113	788	322	3	23,027	62.1%	
2. ALPINE	05/06/05	05/11/05	05/27/05	2	2	2	0	0	2	100.0%	
3. AMADOR	05/06/05	05/10/05	05/24/05	588	500	447	53	0	526	89.4%	
4. BUTTE	05/06/05	05/12/05	05/25/05	3,436	500	371	129	5	2,348	68.3%	
5. CALAVERAS	05/06/05	05/11/05	05/20/05	400	400	334	66	4	334	83.5%	
6. COLUSA	05/06/05	05/09/05	05/20/05	97	97	60	37	1	60	61.9%	
7. CONTRA COSTA	05/09/05	05/16/05	05/24/05	11,352	500	392	108	1	8,407	74.1%	
8. DEL NORTE	05/06/05	05/16/05	05/23/05	37	37	27	10	0	27	73.0%	
9. EL DORADO	05/06/05	05/12/05	05/20/05	2,059	500	429	71	1	1,754	85.2%	
10. FRESNO	05/09/05	05/16/05	05/20/05	14,360	500	350	150	0	10,052	70.0%	
11. GLENN	05/06/05	05/09/05	05/23/05	126	126	100	26	0	100	79.4%	
12. HUMBOLDT	05/10/05	05/11/05	06/10/05	4,297	500	391	109	2	3,230	75.2%	
13. IMPERIAL	05/06/05	05/12/05	05/17/05	256	256	201	55	0	201	78.5%	
14. INYO	05/06/05	05/20/05	05/20/05	10	10	9	1	0	9	90.0%	
15. KERN	05/06/05	05/13/05	06/02/05	7,342	500	366	134	2	4,972	67.7%	
16. KINGS	05/06/05	05/09/05	05/24/05	644	500	394	106	3	506	78.6%	
17. LAKE	05/06/05	05/12/05	06/03/05	1,055	500	359	141	0	757	71.8%	
18. LASSEN	05/06/05	05/06/05	06/10/05	308	308	249	59	2	249	80.8%	
19. LOS ANGELES	05/09/05	05/18/05	06/06/05	174,820	5,245	4,047	1,198	10	124,114	71.0%	
20. MADERA	05/06/05	05/09/05	06/06/05	1,989	500	380	120	0	1,512	76.0%	
21. MARIN	05/06/05	05/09/05	05/10/05	1,616	500	426	74	0	1,377	85.2%	
22. MARIPOSA	05/06/05	05/11/05	05/12/05	73	73	53	20	0	53	72.6%	
23. MENDOCINO	05/06/05	05/06/05	06/14/05	2,076	500	376	124	1	1,548	74.6%	
24. MERCED	05/06/05	05/09/05	05/20/05	1,689	500	361	139	0	1,219	72.2%	
25. MODOC		06/10/05		0					0	0.0%	
26. MONO	05/10/05	05/31/05	05/31/05	4	4	2	2	0	2	50.0%	
27. MONTEREY	05/10/05	05/20/05	06/07/05	6,320	500	414	86	2	4,939	78.1%	
28. NAPA	05/06/05	05/10/05	05/23/05	889	500	446	54	0	793	89.2%	
29. NEVADA	05/06/05	05/06/05	05/26/05	646	500	430	70	2	556	85.9%	
30. ORANGE	05/10/05	05/19/05	05/23/05	40,801	1,224	961	263	0	32,034	78.5%	
31. PLACER	05/10/05	05/16/05	05/20/05	3,135	500	413	87	1	2,556	81.5%	
32. PLUMAS		05/13/05	05/09/05	21	21	17	4	0	17	81.0%	
33. RIVERSIDE	05/10/05	05/18/05		35,462					0	0.0%	
34. SACRAMENTO	05/09/05	05/18/05	05/23/05	23,021	691	516	175	2	15,038	65.3%	
35. SAN BENITO	05/06/05	05/12/05	06/06/05	279	279	229	50	1	229	82.1%	
36. SAN BERNARDINO	05/11/05	05/20/05	06/06/05	53,300	1,599	1,118	481	2	35,111	65.9%	
37. SAN DIEGO	05/10/05	05/17/05	05/25/05	66,139	1,984	1,654	330	1	54,060	81.7%	
38. SAN FRANCISCO	05/09/05	05/13/05	06/07/05	19,581	587	428	159	2	12,118	61.9%	
39. SAN JOAQUIN	05/09/05	05/18/05	06/03/05	10,182	500	362	138	0	7,372	72.4%	
40. SAN LUIS OBISPO	05/06/05	05/26/05	06/02/05	1,758	500	394	106	1	1,376	78.3%	
41. SAN MATEO	05/10/05	05/13/05	05/27/05	5,128	500	413	88	0	4,236	82.6%	
42. SANTA BARBARA	05/06/05	05/11/05	05/20/05	4,056	500	404	96	0	3,277	80.8%	
43. SANTA CLARA	05/09/05	05/18/05	05/27/05	15,057	500	439	61	0	13,220	87.8%	
44. SANTA CRUZ	05/09/05	05/19/05	06/20/05	12,271	500	431	69	3	8,844	72.1%	
45. SHASTA	05/06/05	05/11/05	05/25/05	1,228	500	374	126	4	904	73.6%	
46. SIERRA	05/09/05	05/11/05	05/11/05	2	2	2	0	0	2	100.0%	
47. SISKIYOU	05/06/05	05/10/05	05/20/05	708	500	403	97	1	570	80.5%	
48. SOLANO	05/09/05	05/10/05	06/02/05	8,445	500	411	89	0	6,942	82.2%	
49. SONOMA	05/10/05	05/13/05	05/25/05	10,958	500	426	74	0	9,336	85.2%	
50. STANISLAUS	05/09/05	05/09/05	06/09/05	7,118	500	393	107	0	5,595	78.6%	
51. SUTTER	05/06/05	05/11/05	05/16/05	854	500	363	117	4	649	76.0%	
52. TEHAMA	05/06/05	05/11/05	05/24/05	692	500	326	174	2	450	65.0%	
53. TRINITY	05/06/05	05/13/05	05/16/05	27	27	20	7	0	20	74.1%	
54. TULARE	05/06/05	05/16/05	06/10/05	2,194	500	372	128	1	1,617	73.7%	
55. TUOLUMNE	05/06/05	05/11/05	05/23/05	497	497	403	94	7	403	81.1%	
56. VENTURA	05/06/05	05/16/05	05/25/05	7,559	500	420	80	0	6,350	84.0%	
57. YOLO	05/06/05	05/25/05	05/26/05	2,741	500	364	136	4	1,897	69.2%	
58. YUBA	05/06/05	05/10/05	05/24/05	707	500	351	149	6	493	69.7%	

TOTAL: 607,500 31,582 24,631 6,949 81 417,390 76.95%

For questions regarding this spreadsheet please contact:
Secretary of State| Elections Division: 916.657.2166
06/20/2005 4:14 PM

State of California

SECRETARY OF STATE

June 15, 2005

TO: ALL COUNTY CLERKS/REGISTRARS OF VOTERS (CCROV 05142)

Pursuant to Section 9033 of the Elections Code, I hereby certify that on June 15, 2005, the certificates received from the County Clerks or Registrars of Voters by the Secretary of State established that the Initiative Statute, **PRESCRIPTION DRUGS. DISCOUNTS.**, has been signed by the requisite number of qualified electors needed to declare the petition sufficient. **PRESCRIPTION DRUGS. DISCOUNTS. INITIATIVE STATUTE.**, is, therefore, qualified for the next statewide election.

PRESCRIPTION DRUGS. DISCOUNTS. INITIATIVE STATUTE. Establishes discount prescription drug program, overseen by the Department of Health Services. Enables certain low- and moderate-income California residents to purchase prescription drugs at reduced prices. Imposes \$15 application fee, renewable annually. Requires Department's prompt determination of residents' eligibility, based on listed qualifications. Authorizes Department to contract with pharmacies to sell prescription drugs at agreed-upon discounts negotiated in advance, and to negotiate rebate agreements with drug manufacturers. Permits outreach programs to increase public awareness. Creates state fund for deposit of rebate payments from drug manufacturers. Allows program to be terminated under specified conditions. Summary of estimate by Legislative Analyst and Director of Finance of fiscal impact on state and local governments: One-time and ongoing state costs, potentially in the millions to low tens of millions of dollars annually, for administration and outreach activities to implement the new drug discount program. A significant share of these costs would probably be borne by the state General Fund. A largely one-time state cost, potentially in the low tens of millions of dollars, to cover the funding gap between the time when drug rebates are collected by the state and when the state pays funds to pharmacies for drug discounts provided to consumers. Any such costs not covered through advance rebate payments from drug manufacturers would be borne by the state General Fund. Unknown savings on state and county health program costs due to the availability of drug discounts.



IN WITNESS WHEREOF, I hereunto set my hand
and affix the Great Seal of the State of California
this 15th day of June, 2005.

A handwritten signature in cursive script, reading "Bruce McPherson".

BRUCE McPHERSON
Secretary of State

State of California


SECRETARY OF STATE

June 10, 2005

TO: ALL COUNTY CLERKS/REGISTRARS OF VOTERS (CCROV 05139)

Pursuant to Section 9033 of the Elections Code, I hereby certify that on June 10, 2005, the certificates received from the County Clerks or Registrars of Voters by the Secretary of State established that the Initiative Constitutional Amendment, SCHOOL FUNDING. STATE SPENDING., has been signed by the requisite number of qualified electors needed to declare the petition sufficient. SCHOOL FUNDING. STATE SPENDING. INITIATIVE CONSTITUTIONAL AMENDMENT., is, therefore, qualified for the next statewide election.

SCHOOL FUNDING. STATE SPENDING. INITIATIVE CONSTITUTIONAL AMENDMENT. Changes state minimum school funding requirements (Proposition 98), permitting suspension of minimum funding, but terminating repayment requirement, and eliminating authority to reduce funding when state revenues decrease. Excludes above-minimum appropriations from schools' funding base. Limits state spending to prior year total plus revenue growth. Shifts excess revenues from schools/tax relief to budget reserve, specified construction, debt repayment. Requires Governor to reduce state appropriations, under specified circumstances, including employee compensation, state contracts. Continues prior year appropriations if new state budget delayed. Prohibits state special funds borrowing. Requires payment of local government mandates. Summary of estimate by Legislative Analyst and Director of Finance of fiscal impact on state and local governments: Spending limit could constrain state expenditures over time. Other provisions would have major impacts on state budget decision making, which could lead to varying outcomes regarding the level of state spending and on the composition of that spending among education, transportation, and other state programs. Provisions allowing Governor to reduce appropriations could result in lower state spending in certain years when the state was facing unresolved budget shortfalls.



IN WITNESS WHEREOF, I hereunto set my hand
and affix the Great Seal of the State of California
this 10th day of June, 2005.

A handwritten signature in cursive script, reading "Bruce McPherson".

BRUCE McPHERSON
Secretary of State

**#1131. School Funding. State Spending.
Initiative Constitutional Amendment.**

COUNTY	PETITION	SOS	SOS	RANDOM						
	FILED	REC'D	REC'D	RAW	SAMPLE/	VALID	NOT		VALID OR	
	W/COUNTY	RAW	COUNT	COUNT	FULL COUNT	SIGS.	SUFF.	DUP.	PROJ. VAUD	%
1. ALAMEDA	05/10/05	05/23/05		42,566					0	0.0%
2. ALPINE	05/09/05	05/11/05	05/27/05	10	10	9	1	0	9	90.0%
3. AMADOR	05/09/05	05/10/05	05/26/05	1,110	500	463	37	4	1,017	91.6%
4. BUTTE	05/10/05	05/19/05	06/01/05	6,373	500	396	104	0	5,047	79.2%
5. CALAVERAS	05/06/05	05/12/05	06/02/05	1,296	500	442	58	4	1,129	87.1%
6. COLUSA	05/06/05	05/09/05	05/23/05	173	173	150	23	0	150	86.7%
7. CONTRA COSTA	05/10/05	05/20/05	06/01/05	41,202	1,236	998	238	2	31,113	75.3%
8. DEL NORTE	05/06/05	05/16/05	06/02/05	538	500	449	47	4	483	89.7%
9. EL DORADO	05/10/05	05/17/05	05/24/05	6,613	500	453	47	0	5,991	89.6%
10. FRESNO	05/10/05	05/20/05	05/25/05	24,341	730	568	162	0	18,939	77.8%
11. GLENN	05/06/05	05/09/05	06/03/05	610	500	391	109	5	476	78.0%
12. HUMBOLDT	05/06/05	05/09/05		3,057					0	0.0%
13. IMPERIAL	05/06/05	05/12/05	06/02/05	846	500	365	135	0	618	73.0%
14. INYO	05/10/05	06/01/05	06/01/05	297	297	281	16	0	281	94.3%
15. KERN	05/10/05	05/19/05		19,354					0	0.0%
16. KINGS	05/10/05	05/11/05	06/03/05	1,853	500	422	78	2	1,544	83.3%
17. LAKE	05/09/05	05/13/05	06/03/05	1,028	500	422	78	0	369	84.4%
18. LASSEN	05/06/05	05/09/05		880					0	0.0%
19. LOS ANGELES	05/09/05	05/19/05	06/06/05	225,842	6,769	5,269	1,500	4	171,329	75.9%
20. MADERA	05/06/05	05/09/05	06/07/05	3,036	500	421	79	2	2,495	82.2%
21. MARIN	05/10/05	05/12/05	05/17/05	4,321	500	455	45	0	3,932	91.0%
22. MARIPOSA	05/06/05	05/10/05	05/18/05	406	406	371	35	4	371	91.4%
23. MENDOCINO	05/06/05	05/06/05		2,033					0	0.0%
24. MERCED	05/10/05	05/16/05	05/27/05	4,125	500	387	113	0	3,193	77.4%
25. MODOC	05/09/05	05/20/05	05/26/05	129	129	106	23	0	106	82.2%
26. MONO	05/10/05	05/31/05	05/31/05	66	66	63	3	0	63	95.5%
27. MONTEREY	05/10/05	05/20/05	06/07/05	10,956	500	401	99	1	8,328	76.0%
28. NAPA	05/10/05	05/23/05	05/27/05	3,112	500	448	52	0	2,788	89.6%
29. NEVADA	05/10/05	05/13/05	06/03/05	3,736	500	447	53	0	3,340	89.4%
30. ORANGE	05/10/05	05/18/05	06/01/05	107,531	3,226	2,757	469	5	86,509	80.5%
31. PLACER	05/10/05	05/18/05	05/26/05	11,706	500	442	58	1	9,823	83.9%
32. PLUMAS	05/06/05	05/13/05		449					0	0.0%
33. RIVERSIDE	05/10/05	05/19/05	06/07/05	66,993	2,010	1,612	398	1	58,850	78.8%
34. SACRAMENTO	05/10/05	05/18/05	06/03/05	33,277	998	786	212	0	26,208	78.8%
35. SAN BENITO	05/09/05	05/16/05	06/06/05	746	500	457	43	2	630	91.2%
36. SAN BERNARDINO	05/10/05	05/17/05		61,816					0	0.0%
37. SAN DIEGO	05/10/05	05/16/05	05/26/05	111,775	3,352	2,961	391	6	92,265	82.5%
38. SAN FRANCISCO	05/10/05	05/13/05	06/09/05	9,993	500	367	133	0	7,335	73.4%
39. SAN JOAQUIN	05/10/05	05/19/05	06/10/05	18,863	566	445	121	0	14,830	78.6%
40. SAN LUIS OBISPO	05/10/05	05/26/05	06/07/05	13,348	500	414	86	0	11,052	82.8%
41. SAN MATEO	05/10/05	05/13/05	06/02/05	9,732	500	404	96	1	7,504	77.1%
42. SANTA BARBARA	05/10/05	05/18/05	05/27/05	14,708	500	306	194	0	9,001	61.2%
43. SANTA CLARA	05/10/05	05/20/05	06/03/05	31,918	958	861	97	0	28,686	89.9%
44. SANTA CRUZ	05/10/05	05/19/05		7,496					0	0.0%
45. SHASTA	05/10/05	05/23/05	06/02/05	4,808	500	426	74	1	4,014	83.5%
46. SIERRA	05/09/05	05/11/05	05/11/05	41	41	37	4	0	37	90.2%
47. SISKIYOU	05/06/05	05/10/05	05/27/05	1,453	500	434	66	0	1,261	86.3%
48. SOLANO	05/10/05	05/11/05	06/06/05	21,221	637	489	148	1	15,214	71.7%
49. SONOMA	05/10/05	05/13/05	05/26/05	9,639	500	423	77	0	8,155	84.6%
50. STANISLAUS	05/10/05	05/10/05		9,957					0	0.0%
51. SUTTER	05/06/05	05/13/05	05/26/05	1,833	500	440	60	2	1,593	86.9%
52. TEHAMA	05/10/05	06/01/05	06/01/05	1,681	500	414	86	2	1,376	81.9%
53. TRINITY	05/06/05	05/13/05	05/16/05	20	20	13	7	0	13	65.0%
54. TULARE	05/10/05	05/20/05		10,286					0	0.0%
55. TUOLUMNE	05/06/05	05/11/05	05/24/05	1,223	500	464	36	1	1,131	92.5%
56. VENTURA	05/10/05	05/20/05	05/25/05	110% = 657,916	22,288	669	596	73	18,779	84.3%
57. YOLO		05/24/05		100% = 598,105	4,991				0	0.0%
58. YUBA	05/10/05	05/10/05		95% = 568,200	951				0	0.0%
TOTAL				1,000,452	35,793	29,725	6,064	56	661,729	83.00%

For questions regarding this spreadsheet please contact:
Secretary of State/ Elections Division 916.657.2166
06/10/2005 12:48 PM

State of California

SECRETARY OF STATE

January 12, 2006

TO: ALL COUNTY CLERKS/REGISTRARS OF VOTERS (CCROV 06026)

Pursuant to Section 9033 of the Elections Code, I hereby certify that on January 12, 2006, the certificates received from the County Clerks or Registrars of Voters by the Secretary of State established that the Initiative Constitutional Amendment and Statute, **PUBLIC PRESCHOOL EDUCATION. TAX INCREASE ON INCOMES OVER \$400,000 FOR INDIVIDUALS; \$800,000 FOR COUPLES.**, has been signed by the requisite number of qualified electors needed to declare the petition sufficient. **PUBLIC PRESCHOOL EDUCATION. TAX INCREASE ON INCOMES OVER \$400,000 FOR INDIVIDUALS; \$800,000 FOR COUPLES. INITIATIVE CONSTITUTIONAL AMENDMENT AND STATUTE.**, is, therefore, qualified for the next statewide election.

PUBLIC PRESCHOOL EDUCATION. TAX INCREASE ON INCOMES OVER \$400,000 FOR INDIVIDUALS; \$800,000 FOR COUPLES. INITIATIVE CONSTITUTIONAL AMENDMENT AND STATUTE. Establishes right to voluntary public preschool for all four-year old children, administered by state Superintendent of Public Instruction and county school superintendents. Funded by 1.7% tax on individual income above \$400,000 annually; \$800,000 for couples. Directs counties to prepare five-year assessments and annual reports regarding voluntary preschool curriculum, outreach, facilities, childcare coordination, teacher recruitment/pay, and budgeting. Limits administrative expenses, and requires audits of county programs. Requires state Superintendent to develop preschool teaching credential with financial aid for teachers. Summary of estimate by Legislative Analyst and Director of Finance of fiscal impact on state and local governments: Increased personal income taxes on high-income earners beginning in 2007, with revenues reaching approximately \$2.4 billion annually in 2010-11. Revenues would support an entitlement to one year of preschool for four-year olds beginning in 2010-11. Revenues in the early years of the program could be used for facilities, teacher training, student financial aid, and early implementation of preschool services.



IN WITNESS WHEREOF, I hereunto set my hand
and affix the Great Seal of the State of California
this 12th day of January, 2006.

A handwritten signature in cursive script, reading "Bruce McPherson".

BRUCE McPHERSON
Secretary of State

#1151 Public Preschool Education.
 Tax Increase on Incomes Over
 \$400,000 for Individuals; \$800,000 for Couples.
 Initiative Constitutional Amendment and Statute.

COUNTY	PETITION	SOS	SOS	RANDOM			VALID SIGS.	NOT SUFF.	DUP.	VALID OR		%
	FILED W/COUNTY	REC'D RAW	REC'D COUNT	RAW COUNT	SAMPLE/ FULL COUNT	PROJ.				VALID		
1. ALAMEDA	11/29/05	12/14/05	12/23/05	73,239	2,197	1,574	620	3	49,237		67.2%	
2. ALPINE	11/29/05	01/03/06	01/03/06	2	2	1	1	0	1		50.0%	
3. AMADOR	11/29/05	12/01/05	12/16/05	67	67	47	20	0	47		70.1%	
4. BUTTE	11/29/05	11/30/05	01/05/06	1,016	500	370	130	2	748		73.6%	
5. CALAVERAS	11/29/05	12/01/05	12/12/05	307	307	237	70	4	237		77.2%	
6. COLUSA	11/29/05	12/14/05	12/27/05	90	90	59	31	0	59		65.6%	
7. CONTRA COSTA	11/29/05	12/09/05	12/29/05	27,038	811	574	237	0	19,137		70.8%	
8. DEL NORTE	11/29/05	12/08/05	12/14/05	41	41	21	20	0	21		51.2%	
9. EL DORADO	11/29/05	11/30/05	12/09/05	668	500	372	128	6	494		74.0%	
10. FRESNO	11/29/05	12/07/05	12/09/05	24,266	728	534	194	3	14,566		60.0%	
11. GLENN	11/29/05	12/01/05	12/20/05	112	112	87	25	2	87		77.7%	
12. HUMBOLDT	11/29/05	12/06/05	12/30/05	8,059	500	387	113	2	5,750		71.4%	
13. IMPERIAL	11/29/05	11/30/05	12/07/05	88	88	74	14	0	74		84.1%	
14. INYO	12/01/05	01/06/06	01/06/06	39	39	30	9	0	30		76.9%	
15. KERN	11/29/05	12/07/05	12/13/05	26,141	784	507	277	0	16,905		64.7%	
16. KINGS	11/30/05	12/06/05	12/09/05	232	232	167	65	0	167		72.0%	
17. LAKE	11/30/05	12/01/05	12/15/05	196	196	140	56	4	140		71.4%	
18. LASSEN	11/29/05	11/29/05	12/15/05	31	31	21	10	1	21		67.7%	
19. LOS ANGELES	11/29/05	12/01/05	01/12/06	307,248	9,217	6,786	2,431	22	202,497		65.9%	
20. MADERA	11/30/05	12/05/05	12/27/05	2,009	500	409	91	3	1,607		80.0%	
21. MARIN	11/29/05	12/01/05	12/05/05	4,394	500	425	75	2	3,598		81.9%	
22. MARIPOSA	11/29/05	12/02/05	12/05/05	154	154	104	50	3	104		67.5%	
23. MENDOCINO	11/29/05	11/30/05	12/30/05	929	500	326	174	7	595		64.0%	
24. MERCED	11/29/05	12/05/05	12/08/05	2,769	500	352	148	6	1,799		65.0%	
25. MODOC	11/29/05	12/05/05	12/05/05	5	5	5	0	0	5		100.0%	
26. MONO	12/01/05	12/30/05	12/30/05	14	14	9	5	0	9		64.3%	
27. MONTEREY	11/29/05	12/01/05	12/22/05	12,577	500	362	138	0	9,106		72.4%	
28. NAPA	11/29/05	12/08/05	12/20/05	790	500	386	114	1	609		77.1%	
29. NEVADA	11/29/05	12/08/05	12/21/05	3,304	500	403	97	2	2,589		78.4%	
30. ORANGE	11/29/05	12/05/05	01/10/06	72,482	2,174	1,589	585	4	48,665		67.1%	
31. PLACER	11/29/05	12/06/05	12/08/05	1,875	500	368	132	2	1,359		72.5%	
32. PLUMAS	11/29/05	12/09/05	01/03/06	41	41	32	9	0	32		78.0%	
33. RIVERSIDE	11/29/05	12/07/05	12/19/05	47,484	1,425	947	478	1	30,479		64.2%	
34. SACRAMENTO	11/29/05	12/07/05	12/22/05	41,676	1,250	908	342	3	27,039		64.9%	
35. SAN BENITO	11/29/05	12/07/05	12/30/05	2,487	500	382	118	4	1,821		73.2%	
36. SAN BERNARDINO	11/29/05	12/08/05	12/22/05	74,598	2,238	1,632	606	2	52,243		70.0%	
37. SAN DIEGO	11/29/05	12/05/05	12/07/05	92,983	2,789	2,163	626	2	69,956		75.2%	
38. SAN FRANCISCO	11/29/05	12/02/05	12/22/05	40,660	1,220	931	289	7	23,486		57.8%	
39. SAN JOAQUIN	11/29/05	12/09/05	12/15/05	11,795	500	371	129	0	8,752		74.2%	
40. SAN LUIS OBISPO	11/29/05	12/19/05	12/19/05	1,955	500	405	95	3	1,549		79.3%	
41. SAN MATEO	11/30/05	12/05/05	01/03/06	12,120	500	384	116	0	9,308		76.8%	
42. SANTA BARBARA	11/29/05	12/06/05	12/20/05	8,329	500	362	138	0	6,030		72.4%	
43. SANTA CLARA	11/29/05	12/08/05	12/16/05	37,444	1,123	1,096	27	0	36,544		97.6%	
44. SANTA CRUZ	11/29/05	12/02/05	12/19/05	19,294	579	478	101	3	12,697		65.8%	
45. SHASTA	11/29/05	12/02/05	12/20/05	537	500	375	125	28	401		74.6%	
46. SIERRA	11/29/05	12/07/05	12/07/05	18	18	16	2	0	16		88.9%	
47. SISKIYOU	11/29/05	11/30/05	12/16/05	1,153	500	396	104	3	904		78.4%	
48. SOLANO	11/29/05	11/29/05	12/05/05	6,577	500	372	128	1	4,733		72.0%	
49. SONOMA	11/29/05	11/30/05	12/14/05	18,470	554	459	95	0	15,303		82.9%	
50. STANISLAUS	11/29/05	11/29/05	12/16/05	16,845	507	370	137	0	12,293		73.0%	
51. SUTTER	11/29/05	12/07/05	12/14/05	1,216	500	337	163	4	806		66.3%	
52. TEHAMA	11/29/05	12/01/05	12/22/05	247	247	141	103	3	141		57.1%	
53. TRINITY	11/28/05	12/27/05	12/27/05	39	39	33	6	0	33		84.6%	
54. TULARE	11/29/05	12/01/05	12/22/05	6,558	500	363	137	2	4,443		67.8%	
55. TUOLUMNE	11/29/05	11/30/05	12/14/05	878	500	376	124	5	654		74.4%	
56. VENTURA	11/29/05	12/06/05	12/09/05	15,715	500	373	127	0	11,723		74.6%	
57. YOLO	11/29/05	12/01/05	12/13/05	5,493	500	404	97	6	3,780		68.8%	
58. YUBA	11/29/05	12/08/05	12/14/05	1,796	500	335	165	1	1,194		66.5%	
TOTAL:				1,036,590	41,819	31,167	10,647	157	716,624		72.08%	

For questions regarding this spreadsheet please contact
 Secretary of State| Elections Division 916.657.2166
 01/12/2006 4:19 PM

State of California

SECRETARY OF STATE

April 11, 2006

TO: ALL COUNTY CLERKS/REGISTRARS OF VOTERS (CCROV 06156)

Pursuant to Section 9033 of the Elections Code, I hereby certify that on April 11, 2006, the certificates received from the County Clerks or Registrars of Voters by the Secretary of State established that the Initiative Statute, **SEX OFFENDERS. SEXUALLY VIOLENT PREDATORS. PUNISHMENT, RESIDENCE RESTRICTIONS AND MONITORING.**, has been signed by the requisite number of qualified electors needed to declare the petition sufficient. **SEX OFFENDERS. SEXUALLY VIOLENT PREDATORS. PUNISHMENT, RESIDENCE RESTRICTIONS AND MONITORING. INITIATIVE STATUTE.**, is, therefore, qualified for the next statewide election.

SEX OFFENDERS. SEXUALLY VIOLENT PREDATORS. PUNISHMENT, RESIDENCE RESTRICTIONS AND MONITORING. INITIATIVE STATUTE. Increases penalties for violent and habitual sex offenders and child molesters. Prohibits registered sex offenders from residing within 2,000 feet of any school or park, and requires lifetime Global Positioning System monitoring of felony registered sex offenders. Expands the definition of a sexually violent predator, and changes the current two-year involuntary civil commitment for a sexually violent predator to an indeterminate commitment, subject to annual review by the Director of Mental Health and petition by the sexually violent predator for conditional release or unconditional discharge. Summary of estimate by Legislative Analyst and Director of Finance of fiscal impact on state and local governments: Unknown net costs to the state, within a few years, potentially in the low hundreds of millions of dollars annually due primarily to increased state prison, parole supervision, and mental health program costs. These costs would grow significantly in the long term. Potential one-time state capital outlay costs, within a few years, in the low hundreds of millions of dollars for construction of additional state mental hospital and prison beds. Unknown but potentially significant net operating costs or savings to counties for jail, probation supervision, district attorneys, and public defenders. The portion of costs related to changes in the Sexual Violent Predators program would be reimbursed by the state.



IN WITNESS WHEREOF, I hereunto set my hand
and affix the Great Seal of the State of California
this 11th day of April, 2006.

BRUCE McPHERSON
Secretary of State

1154. Sex Offenders, Sexually Violent Predators.
Punishment, Residence Restrictions and Monitoring, Initiative Statute.

COUNTY	PETITION FILED W/COUNTY	SOS REC'D RAW COUNT	SOS REC'D RANDOM		RAW COUNT	RANDOM SAMPLE/ FULL COUNT	VALID SIGS.	NOT SUFF.	DUP.	VALID OR PROJ. VALID	%
1. ALAMEDA	02/17/06	03/10/06	04/06/06		14,923	500	385	115	1	10,630	71.2%
2. ALPINE	--	03/09/06	--	Random Notice:	0	--	--	--	--	0	0.0%
3. AMADOR	02/21/06	03/02/06	03/24/06	03/06/06	523	523	407	116	2	407	77.8%
4. BUTTE	02/21/06	02/22/06	03/20/06	Random Due:	1,049	500	422	78	0	885	84.4%
5. CALAVERAS	02/21/06	02/22/06	03/09/06	04/18/06	243	243	199	44	3	199	81.9%
6. COLUSA	02/21/06	02/28/06	03/15/06		251	251	168	83	0	168	66.9%
7. CONTRA COSTA	02/21/06	02/22/06	02/24/06		7,253	500	365	135	0	5,295	73.0%
8. DEL NORTE	02/21/06	03/01/06	03/13/06		19	19	18	1	0	18	94.7%
9. EL DORADO	02/21/06	03/01/06	03/13/06		1,835	500	419	81	1	1,528	83.3%
10. FRESNO	02/16/06	03/01/06	03/16/06		26,795	804	652	152	0	21,729	81.1%
11. GLENN	02/21/06	02/22/06	03/13/06		51	51	38	13	0	38	74.5%
12. HUMBOLDT	02/21/06	02/21/06	03/17/06		461	461	371	90	2	371	80.6%
13. IMPERIAL	02/21/06	02/22/06	03/10/06		298	298	236	62	0	236	79.2%
14. INYO	02/21/06	03/01/06	04/05/06		34	34	27	7	0	27	79.4%
15. KERN	02/21/06	02/21/06			13,897					0	0.0%
16. KINGS	02/20/06	03/08/06	03/13/06		749	500	355	145	0	532	71.0%
17. LAKE	02/21/06	03/01/06	03/24/06		127	127	100	27	1	100	78.7%
18. LASSEN	02/21/06	02/21/06	03/07/06		8	8	7	1	0	7	87.5%
19. LOS ANGELES	02/21/06	03/06/06	04/10/06		179,515	5,385	4,228	1,157	5	135,555	75.5%
20. MADERA	02/21/06	02/23/06	03/24/06		2,763	500	407	93	3	2,174	78.7%
21. MARIN	02/21/06	02/22/06	02/24/06		911	500	410	90	2	744	81.7%
22. MARIPOSA	02/21/06	02/24/06	03/01/06		348	348	263	85	4	263	75.6%
23. MENDOCINO	02/21/06	02/23/06	03/10/06		72	72	54	18	0	54	75.0%
24. MERCED	02/21/06	02/21/06	03/02/06		820	500	369	131	0	605	73.8%
25. MODOC	02/13/06	03/24/06	03/24/06		8	8	5	3	0	5	62.5%
26. MONO	--	--	--		0	--	--	--	--	0	0.0%
27. MONTEREY	02/17/06	03/01/06	03/13/06		5,819	500	386	114	1	4,368	75.1%
28. NAPA	02/21/06	02/22/06	03/07/06		640	500	427	73	0	547	85.4%
29. NEVADA	02/21/06	03/03/06	03/03/06		1,971	500	421	79	0	1,660	84.2%
30. ORANGE	02/21/06	02/27/06	03/16/06		85,925	2,578	2,116	462	5	65,139	75.8%
31. PLACER	02/17/06	02/28/06	03/20/06		6,572	500	428	72	2	5,306	80.7%
32. PLUMAS	02/21/06	02/22/06	03/07/06		24	24	17	7	0	17	70.8%
33. RIVERSIDE	02/21/06	02/28/06	03/23/06		35,176	1,055	827	228	2	25,417	72.3%
34. SACRAMENTO	02/21/06	03/03/06			28,420					0	0.0%
35. SAN BENITO	02/21/06	03/15/06			849					0	0.0%
36. SAN BERNARDINO	02/21/06	03/01/06	03/24/06		62,937	1,888	1,540	348	1	50,258	79.9%
37. SAN DIEGO	02/21/06	03/03/06	03/21/06		143,510	4,305	3,620	685	1	119,597	83.3%
38. SAN FRANCISCO	02/17/06	02/28/06	03/13/04		6,553	500	359	141	2	4,388	67.0%
39. SAN JOAQUIN	02/16/06	02/28/06	03/06/06		4,901	500	349	151	0	3,421	69.8%
40. SAN LUIS OBISPO	02/21/06	03/16/06	03/18/06		2,530	500	400	100	1	2,003	79.2%
41. SAN MATEO	02/17/06	02/22/06	03/20/06		4,789	500	401	99	0	3,841	80.2%
42. SANTA BARBARA	02/21/06	02/27/06	03/30/06		3,317	500	409	91	0	2,713	81.8%
43. SANTA CLARA	02/17/06	02/28/06	03/23/06		9,883	500	465	35	0	9,191	93.0%
44. SANTA CRUZ	02/17/06	02/22/06	03/23/06		6,612	500	414	86	1	5,313	80.4%
45. SHASTA	02/21/06	03/01/06	03/24/06		1,607	500	382	118	0	1,228	76.4%
46. SIERRA	02/21/06	02/27/06	02/27/06		7	7	6	1	0	6	85.7%
47. SISKIYOU	02/21/06	02/21/06	03/15/06		534	500	379	121	0	405	75.8%
48. SOLANO	02/21/06	02/23/06	03/13/06		4,254	500	369	131	1	3,076	72.3%
49. SONOMA	02/21/06	02/23/06	03/15/06		3,372	500	398	102	0	2,684	79.6%
50. STANISLAUS	02/21/06	03/10/06	04/04/06		5,894	500	401	99	1	4,600	78.0%
51. SUTTER	02/21/06	02/28/06	03/03/06		1,092	500	375	125	0	819	75.0%
52. TEHAMA	02/21/06	02/24/06	03/15/06		2,183	500	389	111	0	1,698	77.8%
53. TRINITY	02/21/06	03/09/06	03/10/06		34	34	26	8	0	26	76.5%
54. TULARE	02/21/06	02/24/06	03/14/06		2,454	500	360	140	0	1,767	72.0%
55. TUOLUMNE	02/21/06	02/24/06	03/09/06	RANGE:	80	80	58	22	0	58	72.5%
56. VENTURA	02/21/06	03/01/06	03/07/06	110% = 411,198	26,871	806	657	149	0	21,904	81.5%
57. YOLO	02/21/06	02/22/06	03/08/06	100% = 373,816	904	500	402	98	4	721	79.8%
58. YUBA	02/21/06	02/27/06	03/15/06	95% = 355,125	1,371	500	363	137	0	995	72.6%
TOTAL:					714,038	33,909	27,049	6,860	46	524,736	77.78%

For questions regarding this spreadsheet please contact:
Secretary of State/ Elections Division 916.657.2166
04/11/2006 1:39 PM

1182. Transportation Funding.
Initiative Constitutional Amendment and Statute.
FULL CHECK

COUNTY	PETITION FILED W/COUNTY	SOS REC'D RAW COUNT	SOS REC'D Full Check		RAW COUNT	FULL COUNT	SUFF. SIGS.	NOT SUFF.	DUP.	TOTAL VALID	%
1. ALAMEDA	05/02/06	05/15/06	08/22/06		46,978	46,978	32,891	11,161	2,926	32,891	70.0%
2. ALPINE	05/03/06	05/22/06	05/22/06	Full Check Notice:	3	3	3	0	0	3	100.0%
3. AMADOR	05/03/06	05/15/06	08/14/06	08/23/06	774	774	653	121	18	653	84.4%
4. BUTTE	05/03/06	05/13/06	08/07/06	Full Check Due:	4,643	4,643	3,578	1,065	129	3,578	77.1%
5. CALAVERAS	05/03/06	05/08/06	06/29/06	08/07/06	576	576	473	103	7	473	82.1%
6. COLUSA	05/03/06	05/08/06	05/24/06		303	303	238	65	3	238	78.5%
7. CONTRA COSTA	05/02/06	05/11/06	07/24/06		22,725	22,725	16,937	5,788	1,074	16,937	74.5%
8. DEL NORTE	05/03/06	05/09/06	05/15/06		5	5	5	0	0	5	100.0%
9. EL DORADO	05/03/06	05/15/06	07/19/06		4,488	4,488	3,724	762	2	3,724	83.0%
10. FRESNO	05/03/06	05/10/06	08/07/06		42,435	42,435	28,506	13,929	2,917	28,506	67.2%
11. GLENN	05/03/06	05/22/06	06/27/06		552	552	457	95	10	457	82.8%
12. HUMBOLDT	05/03/06	05/03/06	07/07/06		2,986	2,986	2,212	772	103	2,212	74.1%
13. IMPERIAL	05/03/06	05/22/06	07/27/06		5,336	5,336	2,043	3,291	2	2,043	38.3%
14. INYO	05/03/06	05/28/06	06/12/06		324	324	276	48	0	276	85.2%
15. KERN	05/03/06	05/18/06	08/07/06		20,442	20,442	14,078	6,364	1,035	14,078	68.9%
16. KINGS	05/04/06	05/09/06	07/26/06		3,123	3,123	2,309	814	84	2,309	73.9%
17. LAKE	05/03/06	05/04/06	06/27/06		671	671	506	165	5	506	75.4%
18. LASSEN	05/03/06	05/03/06	05/27/06		394	394	303	91	8	303	76.9%
19. LOS ANGELES	05/02/06	05/08/06	08/07/06		327,785	327,785	225,286	102,499	31,812	225,286	68.7%
20. MADERA	05/03/06	05/22/06	07/24/06		5,221	5,221	4,096	1,125	257	4,096	78.5%
21. MARIN	05/03/06	05/05/06	07/14/06		4,780	4,780	3,936	834	193	3,936	82.3%
22. MARIPOSA	05/03/06	05/22/06	06/20/06		424	424	299	125	8	299	70.5%
23. MENDOCINO	05/03/06	05/03/06	07/07/06		1,785	1,785	1,274	511	52	1,274	71.4%
24. MERCED	05/04/06	05/10/06	08/02/06		3,486	3,486	2,584	902	82	2,584	74.1%
25. MODOC	05/03/06	05/08/06	05/08/06		17	17	17	0	0	17	100.0%
26. MONO	05/15/06	07/24/06	07/24/06		68	68	40	28	0	40	58.8%
27. MONTEREY	05/02/06	05/06/06	07/24/06		9,117	9,117	6,413	2,704	540	6,413	70.3%
28. NAPA	05/03/06	05/04/06	07/19/06		4,453	4,453	3,608	845	141	3,608	81.0%
29. NEVADA	05/03/06	05/11/06	07/27/06		2,352	2,352	1,903	449	70	1,903	80.9%
30. ORANGE	N/A		N/A		0	0				0	0.0%
31. PLACER	N/A		N/A		0	0				0	0.0%
32. PLUMAS	05/09/06	05/12/06	05/12/06		57	57	44	12	1	44	77.2%
33. RIVERSIDE	N/A				0	0				0	0.0%
34. SACRAMENTO	05/02/06	05/11/06	07/27/06		37,730	37,730	27,117	10,613	2,209	27,117	71.9%
35. SAN BENITO	05/03/06	05/17/06	07/21/06		1,537	1,537	1,157	380	74	1,157	75.3%
36. SAN BERNARDINO	05/02/06	05/08/06	07/31/06		77,542	77,542	55,339	22,143	5,553	55,339	71.4%
37. SAN DIEGO	N/A		N/A		0	0				0	0.0%
38. SAN FRANCISCO	05/02/06	05/05/06	08/01/06		23,032	23,032	16,039	6,993	1,911	16,039	69.6%
39. SAN JOAQUIN	05/02/06	05/04/06	07/24/06		12,786	12,786	9,101	3,685	569	9,101	71.2%
40. SAN LUIS OBISPO	05/03/06	05/09/06	07/27/06		14,605	14,605	11,322	3,283	636	11,322	77.5%
41. SAN MATEO	05/03/06	05/08/06	08/08/06		9,193	9,193	6,945	2,248	323	6,945	75.5%
42. SANTA BARBARA	05/03/06	05/11/06	07/26/06		10,109	10,109	7,732	2,377	422	7,732	76.5%
43. SANTA CLARA	05/02/06	05/08/06	08/11/06		38,404	38,404	25,734	12,671	1,595	25,734	67.0%
44. SANTA CRUZ	05/02/06	05/11/06	07/12/06		16,651	16,651	11,243	5,407	1,870	11,243	67.5%
45. SHASTA	05/05/06	05/11/06	07/21/06		4,329	4,329	3,581	748	127	3,581	82.7%
46. SIERRA	05/03/06	05/11/06	05/11/06		20	20	18	2	0	18	90.0%
47. SISKIYOU	05/03/06	05/04/06	07/10/06		1,382	1,382	1,102	280	54	1,102	79.7%
48. SOLANO	05/02/06	05/03/06	08/02/06		15,449	15,449	10,971	4,478	750	10,971	71.0%
49. SONOMA	05/03/06	05/08/06	08/04/06		16,741	16,741	13,009	3,732	1,080	13,009	77.7%
50. STANISLAUS	05/02/06	05/13/06	07/31/06		11,735	11,735	9,302	2,433	556	9,302	79.3%
51. SUTTER	05/03/06	05/10/06	08/07/06		2,715	2,715	2,126	589	488	2,126	78.3%
52. TEHAMA	05/03/06	05/05/06	08/02/06		3,534	3,534	2,498	1,036	182	2,498	70.7%
53. TRINITY	05/03/06	05/20/06	05/20/06		195	195	150	45	2	150	76.9%
54. TULARE	05/03/06	05/10/06	07/25/06		11,886	11,886	8,540	3,346	454	8,540	71.8%
55. TUOLUMNE	05/03/06	05/04/06	06/28/06	RANGE:	660	660	585	75	7	585	88.6%
56. VENTURA	05/03/06	05/12/06	08/02/06	100% = 598,105	28,237	28,237	20,982	7,255	1,694	20,982	74.3%
57. YOLO	N/A		N/A		0	0				0	0.0%
58. YUBA	05/03/06	05/23/06	08/07/06		3,160	3,160	2,325	835	167	2,325	73.6%
TOTAL:					857,935	857,935	605,610	249,322	62,212	605,610	70.59%

For questions regarding this spreadsheet please contact:
Secretary of State| Elections Division 916.657.2166
11/05/2009 12:55 PM

1182. Transportation Funding. Initiative Constitutional Amendment and Statute.

COUNTY	PETITION FILED W/COUNTY	SOS REC'D RAW COUNT	SOS REC'D RANDOM	RAW COUNT	RANDOM SAMPLE/ FULL COUNT	VALID SIGS.	NOT SUFF.	DUP.	VALID OR PROJ. VALID	%
1. ALAMEDA									0	0.0%
2. ALPINE									0	0.0%
3. AMADOR									0	0.0%
4. BUTTE									0	0.0%
5. CALAVERAS	05/03/06	05/08/06		576					0	0.0%
6. COLUSA	05/03/06	05/08/06		303					0	0.0%
7. CONTRA COSTA	05/02/06	05/11/06	05/12/06	22,725	682	473	209	1	14,684	64.6%
8. DEL NORTE	05/03/06	05/09/06		5					0	0.0%
9. EL DORADO									0	0.0%
10. FRESNO	05/03/06	05/10/06		42,435					0	0.0%
11. GLENN									0	0.0%
12. HUMBOLDT	05/03/06	05/03/06		2,986					0	0.0%
13. IMPERIAL									0	0.0%
14. INYO									0	0.0%
15. KERN									0	0.0%
16. KINGS	05/04/06	05/09/06		3,123					0	0.0%
17. LAKE	05/03/06	05/04/06		671					0	0.0%
18. LASSEN	05/03/06	05/03/06		394					0	0.0%
19. LOS ANGELES	05/02/06	05/08/06		327,785					0	0.0%
20. MADERA									0	0.0%
21. MARIN	05/03/06	05/05/06	05/09/06	4,772	500	425	75	4	3,730	78.2%
22. MARIPOSA									0	0.0%
23. MENDOCINO	05/03/06	05/03/06		1,786					0	0.0%
24. MERCED	05/04/06	05/10/06	05/10/06	3,486	500	336	164	5	2,134	61.2%
25. MODOC	05/03/06	05/08/06	05/08/06	17	17	17	0	0	17	100.0%
26. MONO									0	0.0%
27. MONTEREY	05/02/06	05/06/06		9,117					0	0.0%
28. NAPA	05/03/06	05/04/06		4,465					0	0.0%
29. NEVADA	05/03/06	05/11/06		2,352					0	0.0%
30. ORANGE									0	0.0%
31. PLACER									0	0.0%
32. PLUMAS	05/09/06	05/12/06	05/12/06	57	57	44	12	1	44	77.2%
33. RIVERSIDE									0	0.0%
34. SACRAMENTO	05/02/06	05/11/06		37,730					0	0.0%
35. SAN BENITO									0	0.0%
36. SAN BERNARDINO	05/02/06	05/08/06		77,532					0	0.0%
37. SAN DIEGO									0	0.0%
38. SAN FRANCISCO	05/02/06	05/05/06		23,032					0	0.0%
39. SAN JOAQUIN	05/02/06	05/04/06	05/12/06	12,786	500	373	127	0	9,538	74.6%
40. SAN LUIS OBISPO	05/03/06	05/09/06		14,531					0	0.0%
41. SAN MATEO	05/03/06	05/08/06		9,183					0	0.0%
42. SANTA BARBARA	05/03/06	05/11/06		10,602					0	0.0%
43. SANTA CLARA	05/02/06	05/08/06		38,415					0	0.0%
44. SANTA CRUZ	05/02/06	05/11/06		16,651					0	0.0%
45. SHASTA	05/05/06	05/11/06		4,329					0	0.0%
46. SIERRA	05/03/06	05/11/06		20	20	18	2	0	18	90.0%
47. SISKIYOU	05/03/06	05/04/06		1,382					0	0.0%
48. SOLANO	05/02/06	05/03/06		15,449					0	0.0%
49. SONOMA	05/03/06	05/08/06	05/11/06	16,741	502	410	92	3	10,437	62.3%
50. STANISLAUS	05/02/06	05/13/06		11,739					0	0.0%
51. SUTTER	05/03/06	05/10/06		2,705					0	0.0%
52. TEHAMA	05/03/06	05/05/06		3,532					0	0.0%
53. TRINITY									0	0.0%
54. TULARE	05/03/06	05/10/06		11,886					0	0.0%
55. TUOLUMNE	05/03/06	05/04/06		660					0	0.0%
56. VENTURA	05/03/06	05/12/06		28,237					0	0.0%
57. YOLO									0	0.0%
58. YUBA									0	0.0%
TOTAL				764,197	2,778	2,096	681	14	40,602	76.02%

For questions regarding this spreadsheet please contact
 Secretary of State| Elections Division 916.657.2166
 11/05/2009 12:55 PM

State of California



SECRETARY OF STATE

June 12, 2006

TO: ALL COUNTY CLERKS/REGISTRARS OF VOTERS (CCROV 06235)

Pursuant to Section 9033 of the Elections Code, I hereby certify that on June 12, 2006, the certificates received from County Clerks or Registrars of Voters by the Secretary of State established that the Initiative Statute, WATER QUALITY, SAFETY AND SUPPLY. FLOOD CONTROL. NATURAL RESOURCE PROTECTION. PARK IMPROVEMENTS. BONDS., has been signed by the requisite number of qualified electors needed to declare the petition sufficient. WATER QUALITY, SAFETY AND SUPPLY. FLOOD CONTROL. NATURAL RESOURCE PROTECTION. PARK IMPROVEMENTS. BONDS. INITIATIVE STATUTE., is, therefore, qualified for the next statewide election.

WATER QUALITY, SAFETY AND SUPPLY. FLOOD CONTROL. NATURAL RESOURCE PROTECTION. PARK IMPROVEMENTS. BONDS. INITIATIVE STATUTE. Authorizes \$5,388,000,000 in general obligation bonds, payable from the state's General Fund, to fund projects relating to safe drinking water, water quality and supply, flood control, waterway and natural resource protection, water pollution and contamination control, state and local park improvements, public access to natural resources, and conservation efforts. Provides funding for emergency drinking water, and exempts such expenditures from public contract and procurement requirements to ensure immediate action for public safety. Summary of estimate by Legislative Analyst and Director of Finance of fiscal impact on state and local governments: State cost of about \$10.5 billion over 30 years to pay off both the principal (\$5.4 billion) and interest (\$5.1 billion) costs on the bonds. Payments of about \$350 million per year. Reduction in local property tax revenues of several million dollars annually, about one-half of which would be offset by state payments to schools to make up their revenue loss. Unknown costs, potentially tens of millions of dollars per year, to state and local governments to operate or maintain properties or projects acquired or developed with these bond funds. (SA2005RF0131.)



IN WITNESS WHEREOF, I hereunto set my hand
and affix the Great Seal of the State of California
this 12th day of June, 2006.

A handwritten signature in cursive script, reading "Bruce McPherson".

BRUCE McPHERSON
Secretary of State

1185. Water Quality, Safety and Supply: Flood Control.
 Natural Resource Protection. Park Improvements. Bonds.
 Initiative Statute.

COUNTY	PETITION	SOS	SOS	RANDOM	RAW COUNT	RANDOM SAMPLE/ FULL COUNT	VALID SIGNS	NOT SUFF.	DUP.	VALID OR PROJ. VALID	%
	FILED	REC'D	REC'D								
1. ALAMEDA	04/26/06	05/12/06	05/12/06		25,443	763	577	188	3	16,005	62.9%
2. ALPINE	04/25/06	04/26/06	05/22/06	Random Notice:	2	2	2	0	0	2	100.0%
3. AMADOR	04/25/06	04/28/06	05/15/06	05/03/06	338	338	276	62	2	276	81.7%
4. BUTTE	04/25/06	05/03/06	05/24/06	Random Due:	1,058	500	402	98	1	848	80.2%
5. CALAVERAS			06/15/06							0	0.0%
6. COLUSA	04/25/06	05/02/06	05/05/06		176	176	143	33	1	143	81.3%
7. CONTRA COSTA	04/26/06	05/03/06	05/05/06		11,872	500	398	102	0	9,450	79.6%
8. DEL NORTE	--	--			0						0.0%
9. EL DORADO	04/25/06	05/05/06	05/05/06		1,337	500	432	68	2	1,146	85.7%
10. FRESNO	04/25/06	04/28/06	05/09/06		22,511	675	548	127	1	17,197	76.4%
11. GLENN	04/25/06	04/28/06	05/11/06		59	59	53	6	0	53	89.8%
12. HUMBOLDT	04/25/06	05/31/06	05/31/06		2,299	500	389	111	3	1,739	75.6%
13. IMPERIAL	04/24/06	04/26/06	05/24/06		1,441	500	299	201	0	862	59.8%
14. INYO	04/25/06	05/08/06	05/08/06		40	40	33	7	0	33	82.5%
15. KERN	04/24/06	05/04/06	05/10/06		11,180	500	385	115	1	8,131	72.7%
16. KINGS	04/24/06	04/28/06	05/08/06		1,380	500	382	118	5	1,030	74.6%
17. LAKE	04/25/06	04/27/06	06/09/06		124	124	96	28	1	96	77.4%
18. LASSEN	04/25/06	04/27/06	05/23/06		134	134	116	18	1	116	86.6%
19. LOS ANGELES	04/25/06	05/02/06	06/12/06		199,551	5,987	4,711	1,276	6	150,555	75.4%
20. MADERA	04/25/06	05/03/06	05/15/06		2,330	500	401	99	3	1,817	78.0%
21. MARIN	04/25/06	04/26/06	05/08/06		2,919	500	426	74	0	2,487	85.2%
22. MARIPOSA	04/25/06	04/28/06	05/09/06		122	122	85	37	1	85	69.7%
23. MENDOCINO	05/01/06	05/02/06	05/23/06		630	500	332	168	4	417	66.2%
24. MERCED	04/25/06	04/25/06	05/03/06		1,411	500	338	162	2	944	66.9%
25. MODOC	04/26/06	05/02/06	05/02/06		1	1	1	0	0	1	100.0%
26. MONO	04/27/06	05/08/06	05/08/06		9	9	8	1	0	8	88.9%
27. MONTEREY	04/25/06	04/25/06	05/09/06		4,666	500	429	71	0	4,003	85.8%
28. NAPA	04/25/06	04/26/06	05/10/06		2,213	500	416	84	0	1,841	83.2%
29. NEVADA	04/26/06	05/01/06	05/11/06		714	500	385	115	6	546	76.5%
30. ORANGE	04/26/06	05/04/06	05/10/06		44,352	1,331	1,098	233	3	33,357	75.2%
31. PLACER	04/25/06	04/28/06	05/05/06		1,418	500	448	52	3	1,255	88.5%
32. PLUMAS	04/26/06	04/28/06	05/02/06		10	10	9	1	0	9	90.0%
33. RIVERSIDE	04/26/06	05/02/06	05/09/06		32,381	971	690	281	0	23,010	71.1%
34. SACRAMENTO	04/26/06	05/08/06	05/11/06		21,346	640	478	162	2	13,785	64.6%
35. SAN BENITO	04/20/06	05/11/06			802					0	0.0%
36. SAN BERNARDINO	04/26/06	05/02/06	06/09/06		39,551	1,187	932	255	2	28,901	73.1%
37. SAN DIEGO	04/26/06	05/01/06	05/05/06		56,339	1,690	1,395	295	0	46,505	82.5%
38. SAN FRANCISCO	04/25/06	04/27/06	05/12/06		13,887	500	389	111	0	10,804	77.8%
39. SAN JOAQUIN	04/25/06	04/28/06	05/02/06		8,533	500	216	284	0	3,686	43.2%
40. SAN LUIS OBISPO	04/26/06	05/01/06	05/11/06		5,806	500	397	103	0	4,610	79.4%
41. SAN MATEO	04/25/06	04/27/06	05/18/06		5,027	500	405	95	1	3,981	79.2%
42. SANTA BARBARA	04/25/06	05/03/06	05/22/06		4,514	500	405	95	2	3,511	77.8%
43. SANTA CLARA	04/25/06	05/01/06	05/11/06		22,253	668	536	132	0	17,856	80.2%
44. SANTA CRUZ	04/25/06	05/01/06			9,002					0	0.0%
45. SHASTA	04/25/06	05/02/06	05/18/06		1,327	500	375	125	5	973	73.3%
46. SIERRA	04/25/06	05/01/06	05/01/06		3	3	3	0	0	3	100.0%
47. SISKIYOU	04/25/06	04/28/06			37					0	0.0%
48. SOLANO	04/25/06	04/26/06	05/12/06		8,830	500	398	102	0	7,029	79.6%
49. SONOMA	04/26/06	04/28/06	05/11/06		10,006	500	395	105	1	7,524	75.2%
50. STANISLAUS	04/25/06	06/11/06	06/11/06		1,951	500	411	89	0	1,604	82.2%
51. SUTTER	04/25/06	05/12/06			1,440					0	0.0%
52. TEHAMA	04/25/06	05/01/06	05/09/06		996	500	383	117	2	759	76.2%
53. TRINITY	04/25/06	05/20/06	05/20/06		22	22	19	3	0	19	86.4%
54. TULARE	04/26/06	05/01/06	05/10/06		5,023	500	368	132	1	3,608	71.8%
55. TUOLUMNE	04/25/06	04/26/06	05/04/06		120	120	105	15	0	105	87.5%
56. VENTURA	04/24/06	04/28/06	04/28/06	RANGE:	12,013	500	404	96	0	9,707	80.8%
57. YOLO	04/26/06	04/26/06	05/02/06	110% = 411,198	2,719	500	368	132	3	1,929	70.9%
58. YUBA	04/25/06	04/26/06	05/22/06	95% = 355,125	1,985	500	417	83	5	1,597	80.4%

TOTAL: 605,653 29,572 23,107 6,465 73 445,955 75.03%

For questions regarding this spreadsheet please contact:
 Secretary of State Elections Division 916.657.2166
 06/12/2006 2:29 PM

State of California

SECRETARY OF STATE

June 19, 2006

TO: ALL COUNTY CLERKS/REGISTRARS OF VOTERS (CCROV 06240)

Pursuant to Section 9033 of the Elections Code, I hereby certify that on June 19, 2006, the certificates received from the County Clerks or Registrars of Voters by the Secretary of State established that the Initiative Constitutional Amendment, WAITING PERIOD AND PARENTAL NOTIFICATION BEFORE TERMINATION OF MINOR'S PREGNANCY., has been signed by the requisite number of qualified electors needed to declare the petition sufficient. WAITING PERIOD AND PARENTAL NOTIFICATION BEFORE TERMINATION OF MINOR'S PREGNANCY. INITIATIVE CONSTITUTIONAL AMENDMENT., is, therefore, qualified for the next statewide election.

WAITING PERIOD AND PARENTAL NOTIFICATION BEFORE TERMINATION OF MINOR'S PREGNANCY. INITIATIVE CONSTITUTIONAL AMENDMENT. Amends California Constitution to prohibit abortion for unemancipated minor until 48 hours after physician notifies minor's parent or legal guardian, except in medical emergency or with parental waiver. Permits minor to obtain court order waiving notice based on clear and convincing evidence of minor's maturity or best interests. Mandates various reporting requirements, including reports from physicians regarding abortions performed on minors. Authorizes monetary damages against physicians for violation. Requires minor's consent to abortion, with certain exceptions. Permits judicial relief if minor's consent coerced. Summary of estimate by Legislative Analyst and Director of Finance of fiscal impact on state and local governments: Potential unknown net state costs of several million dollars annually for health and social services programs, court administration, and state health agency administration combined. (SA2005RF0132, Amdt. #1-S.)

IN WITNESS WHEREOF, I hereunto set my hand
and affix the Great Seal of the State of California
this 19th day of June, 2006.



BRUCE McPHERSON
Secretary of State

1186. Waiting Period and Parental Notification
Before Termination of Minor's Pregnancy.
Initiative Constitutional Amendment.

COUNTY	PETITION FILED W/COUNTY	SOS REC'D RAW COUNT	SOS REC'D RANDOM		RAW COUNT	RANDOM SAMPLE/ FULL COUNT	VALID SIGNS.	NOT SUFF.	DUP.	VALID OR PROJ. VALID	%
1. ALAMEDA	05/12/06	05/27/06	06/02/06		26,248	787	625	162	2	18,687	71.2%
2. ALPINE	05/12/06	05/22/06		Random Notice:	12	12	12	0	0	12	100.0%
3. AMADOR	05/12/06	05/19/06		05/23/06	856					0	0.0%
4. BUTTE	05/11/06	05/18/06	06/13/06	Random Due:	7,743	500	423	77	0	6,551	84.6%
5. CALAVERAS	05/12/06	05/17/06		07/06/06	975					0	0.0%
6. COLUSA	05/12/06	05/23/06	06/15/06		365	365	291	74	7	291	79.7%
7. CONTRA COSTA	05/12/06	05/26/06			18,264					0	0.0%
8. DEL NORTE	05/11/06	05/25/06	06/07/06		51	51	47	4	0	47	92.2%
9. EL DORADO	05/12/06	05/23/06	06/01/06		5,224	500	447	53	1	4,572	87.5%
10. FRESNO	05/11/06	05/23/06	05/25/06		39,406	1,182	908	274	0	30,271	76.8%
11. GLENN	05/12/06	05/16/06			868					0	0.0%
12. HUMBOLDT	05/12/06	05/24/06	06/13/06		2,448	500	421	79	3	2,004	81.9%
13. IMPERIAL	05/03/06	05/24/06			6,496					0	0.0%
14. INYO	05/11/06	05/28/06			455					0	0.0%
15. KERN	05/11/06	05/24/06			27,097					0	0.0%
16. KINGS	05/12/06	05/18/06	06/08/06		4,118	500	408	92	1	3,301	80.2%
17. LAKE	05/12/06	05/17/06			1,092					0	0.0%
18. LASSEN	05/12/06	05/23/06			956					0	0.0%
19. LOS ANGELES	05/11/06	05/23/06	06/19/06		257,602	7,728	5,998	1,730	15	183,768	71.3%
20. MADERA	05/12/06	05/24/06	06/15/06		5,596	500	430	70	2	4,584	81.9%
21. MARIN	05/12/06	05/16/06	05/24/06		3,572	500	428	72	2	2,970	83.1%
22. MARIPOSA	02/06/06	06/05/06			866					0	0.0%
23. MENDOCINO	05/15/06	05/18/06			1,017					0	0.0%
24. MERCED	05/15/06	05/16/06	05/22/06		6,579	500	390	110	0	5,132	78.0%
25. MODOC	05/12/06	06/15/06	06/15/06		93	93	92	1	0	92	98.9%
26. MONO	05/10/06	05/31/06	05/31/06		56	56	47	9	0	47	83.9%
27. MONTEREY	05/12/06	05/15/06	05/26/06		8,445	500	403	97	0	6,807	80.6%
28. NAPA	05/12/06	05/18/06	06/06/06		3,823	500	443	57	2	3,286	85.9%
29. NEVADA	05/12/06	05/18/06	06/03/06		2,255	500	451	49	0	2,034	90.2%
30. ORANGE	05/11/06	05/17/06	06/15/06		95,032	2,851	2,461	390	5	76,643	80.7%
31. PLACER	05/12/06	05/24/06	06/13/06		9,897	500	453	47	3	7,851	79.3%
32. PLUMAS										0	0.0%
33. RIVERSIDE	05/11/06	05/22/06	06/01/06		69,523	2,086	1,570	516	5	46,938	67.5%
34. SACRAMENTO	05/12/06	06/02/06			35,349					0	0.0%
35. SAN BENITO	05/05/06	05/25/06			1,496					0	0.0%
36. SAN BERNARDINO	05/11/06	05/19/06	06/12/06		77,479	2,324	1,865	458	7	54,663	70.6%
37. SAN DIEGO	05/11/06	05/17/06	06/14/06		114,286	3,429	2,886	543	3	92,956	81.3%
38. SAN FRANCISCO	05/12/06	05/19/06	06/05/06		7,529	500	428	74	1	5,203	82.4%
39. SAN JOAQUIN	05/11/06	05/29/06	05/29/06		17,267	518	435	83	3	11,267	65.3%
40. SAN LUIS OBISPO	05/12/06	05/16/06			7,704					0	0.0%
41. SAN MATEO	05/12/06	05/15/06			10,805					0	0.0%
42. SANTA BARBARA	05/12/06	05/25/06	05/31/06		9,404	500	423	77	1	7,821	81.0%
43. SANTA CLARA	05/11/06	05/22/06	05/31/06		28,278	848	688	160	0	22,943	81.1%
44. SANTA CRUZ	05/11/06	06/01/06			4,542					0	0.0%
45. SHASTA	05/12/06	05/24/06	06/07/06		6,057	500	401	99	1	4,723	78.0%
46. SIERRA	05/12/06	05/26/06	05/26/06		32	32	30	2	0	30	93.8%
47. SISKIYOU	05/15/06	05/19/06	06/13/06		1,782	500	427	73	6	1,467	82.3%
48. SOLANO	05/12/06	05/16/06	06/01/06		13,173	500	381	119	0	10,038	76.2%
49. SONOMA	05/12/06	05/15/06	05/18/06		6,503	500	422	78	0	5,489	84.4%
50. STANISLAUS	05/12/06	05/12/06			16,529					0	0.0%
51. SUTTER	05/12/06	05/19/06			2,806	500	421	79	3	2,285	81.4%
52. TEHAMA	05/12/06	05/18/06			2,121					0	0.0%
53. TRINITY	05/12/06	05/29/06	05/29/06		273	273	222	51	10	222	81.3%
54. TULARE	05/11/06	05/23/06	05/26/06		15,212	500	383	117	0	11,652	76.6%
55. TUOLUMNE	05/12/06	05/15/06	06/12/06	RANGE:	1,780	500	445	55	2	1,566	88.0%
56. VENTURA	05/12/06	05/18/06	05/30/06	110% = 657,916	24,061	722	604	118	1	19,051	79.2%
57. YOLO	05/12/06	05/22/06		100% = 598,105	3,249					0	0.0%
58. YUBA	05/12/06	05/22/06	06/14/06	95% = 568,200	2,853	500	387	113	6	2,047	71.8%
TOTAL					1,017,600	33,857	27,595	6,262	92	660,109	75.28%

For questions regarding this spreadsheet please contact:
Secretary of State Elections Division 916.657.2166
06/19/2006 4:18 PM

State of California



SECRETARY OF STATE

June 23, 2006

TO: ALL COUNTY CLERKS/REGISTRARS OF VOTERS (CCROV 06250)

Pursuant to Section 9033 of the Elections Code, I hereby certify that on June 23, 2006, the certificates received from the County Clerks or Registrars of Voters by the Secretary of State established that the Initiative Constitutional Amendment and Statute, EDUCATION FUNDING. REAL PROPERTY PARCEL TAX., has been signed by the requisite number of qualified electors needed to declare the petition sufficient. EDUCATION FUNDING. REAL PROPERTY PARCEL TAX. INITIATIVE CONSTITUTIONAL AMENDMENT AND STATUTE., is, therefore, qualified for the next statewide election.

EDUCATION FUNDING. REAL PROPERTY PARCEL TAX. INITIATIVE CONSTITUTIONAL AMENDMENT AND STATUTE. Provides additional public school funding for kindergarten through grade 12 by imposing a \$50 tax on each real property parcel; exempts certain elderly and disabled homeowners. Funds must be used for class size reduction, textbooks, school safety, Academic Success facility grants, and a data system to evaluate educational program effectiveness. Provides for reimbursement to government entities to offset anticipated decrease in other tax revenue. Prohibits fund use for school administrative overhead. Requires school district audits and penalties for fund misuse. Excludes funds from Proposition 98 calculations. Summary of estimate by Legislative Analyst and Director of Finance of fiscal impact on state and local governments: Annual revenue of up to \$500 million from a new, statewide parcel tax with the revenue dedicated to specific K-12 education programs (such as class size reduction, instructional materials, school safety, and facility grants). (SA2005RF0126.)



IN WITNESS WHEREOF, I hereunto set my hand
and affix the Great Seal of the State of California
this 23rd day of June, 2006.

Handwritten signature of Bruce McPherson.

BRUCE McPHERSON
Secretary of State

1189. Education Funding, Real Property Parcel Tax.
Initiative Constitutional Amendment and Statute.

COUNTY	PETITION	SOS	SOS	RAW	RANDOM		VALID	NOT	DUP.	VALID OR		%
	FILED	REC'D	REC'D		SAMPLE/	FULL COUNT				SIGS.	SUFF.	
	W/COUNT	RAW	COU	COUNT								
1. ALAMEDA	05/12/06	05/27/06		56,169							0	0.0%
2. ALPINE	05/15/06	05/22/06	05/22/06	4	4	4	3	1	0	3	75.0%	
3. AMADOR	05/16/06	05/18/06		356						0	0.0%	
4. BUTTE	05/15/06	05/25/06	06/23/06	8,968	500	388	112	1		6,655	74.2%	
5. CALAVERAS	05/15/06	05/17/06		630						0	0.0%	
6. COLUSA	05/15/06	05/26/06	06/22/06	223	223	176	47	0		176	78.9%	
7. CONTRA COSTA	05/12/06	05/22/06	06/23/06	31,028	931	735	196	2		22,341	72.0%	
8. DEL NORTE	05/15/06	05/25/06	06/13/06	144	144	84	60	0		84	58.3%	
9. EL DORADO	05/15/06	05/31/06	05/31/06	4,427	500	402	98	0		3,559	80.4%	
10. FRESNO	05/12/06	05/23/06	05/30/06	30,666	920	724	196	0		24,133	78.7%	
11. GLENN	05/15/06	05/23/06		773						0	0.0%	
12. HUMBOLDT	05/15/06	05/24/06	06/13/06	3,236	500	354	146	3		2,185	67.5%	
13. IMPERIAL	05/15/06	05/23/06		5,877						0	0.0%	
14. INYO	05/15/06	05/28/06		248						0	0.0%	
15. KERN	05/12/06	05/26/06		22,368						0	0.0%	
16. KINGS	05/16/06	05/19/06	06/08/06	2,501	500	393	107	1		1,946	77.8%	
17. LAKE	05/15/06	05/19/06	06/21/06	792	500	383	117	2		605	76.4%	
18. LASSEN	05/15/06	05/18/06	06/21/06	887	500	345	155	0		612	69.0%	
19. LOS ANGELES	05/15/06	05/26/06	06/15/06	344,876	10,346	7,724	2,622	19		236,995	68.7%	
20. MADERA	05/15/06	06/15/06		3,217						0	0.0%	
21. MARIN	05/15/06	05/24/06	06/15/06	8,298	500	405	95	1		6,463	77.9%	
22. MARIPOSA	05/15/06	06/05/06		308						0	0.0%	
23. MENDOCINO	05/15/06	05/23/06		2,441						0	0.0%	
24. MERCED	05/12/06	05/15/06	05/18/06	4,104	500	381	119	0		3,127	76.2%	
25. MODOC	05/15/06	05/25/06		5	5	4	1	0		4	80.0%	
26. MONO	05/13/06	05/25/06	05/25/06	80	80	52	28	0		52	65.0%	
27. MONTEREY	05/12/06	05/15/06		10,584						0	0.0%	
28. NAPA	05/15/06	05/16/06	06/16/06	2,776	500	387	113	0		2,149	77.4%	
29. NEVADA	05/15/06	05/18/06	06/03/06	2,311	500	406	94	0		1,877	81.2%	
30. ORANGE	05/12/06	05/19/06	06/20/06	72,293	2,169	1,719	450	3		54,062	74.8%	
31. PLACER	05/15/06	05/26/06	06/14/06	5,288	500	403	97	1		4,161	78.7%	
32. PLUMAS	05/26/06	06/20/06	06/20/06	77	77	58	19	0		58	75.3%	
33. RIVERSIDE	05/12/06	05/22/06	06/13/06	68,180	2,045	1,463	582	4		44,463	65.2%	
34. SACRAMENTO	05/12/06	06/01/06		37,827						0	0.0%	
35. SAN BENITO	05/15/06	06/20/06	06/22/06	2,175	500	383	117	2		1,637	75.3%	
36. SAN BERNARDINO	05/12/06	05/22/06	06/21/06	76,726	2,302	1,780	522	6		52,862	68.9%	
37. SAN DIEGO	05/15/06	05/22/06	06/21/06	103,031	3,091	2,423	668	4		76,454	74.2%	
38. SAN FRANCISCO	05/12/06	05/18/06	06/15/06	34,985	1,050	805	245	2		24,668	70.5%	
39. SAN JOAQUIN	05/12/06	05/19/06	05/29/06	16,273	500	388	112	1		11,601	71.3%	
40. SAN LUIS OBISPO	04/26/06	05/22/06	06/20/06	15,529	500	356	144	0		11,057	71.2%	
41. SAN MATEO	05/15/06	05/16/06		12,901						0	0.0%	
42. SANTA BARBARA	05/12/06	05/25/06	06/20/06	15,390	500	400	100	2		10,479	68.1%	
43. SANTA CLARA	05/12/06	05/29/06	06/01/06	46,199	1,386	1,296	90	0		43,199	93.5%	
44. SANTA CRUZ	05/12/06	05/22/06		14,809						0	0.0%	
45. SHASTA	05/15/06	05/22/06	06/01/06	2,114	500	364	136	2		1,512	71.5%	
46. SIERRA	05/15/06	05/26/06	05/26/06	19	19	17	2	0		17	89.5%	
47. SISKIYOU	05/15/06	05/19/06	06/15/06	1,401	500	382	118	6		1,040	74.2%	
48. SOLANO	05/12/06	05/15/06	06/01/06	16,322	500	383	117	2		10,437	63.9%	
49. SONOMA	05/12/06	05/16/06	05/18/06	14,620	500	400	100	1		10,870	74.4%	
50. STANISLAUS	05/12/06	06/20/06		13,295						0	0.0%	
51. SUTTER	05/15/06	05/18/06	05/23/06	1,746	500	349	151	2		1,201	68.8%	
52. TEHAMA	05/15/06	05/18/06		1,835						0	0.0%	
53. TRINITY	05/15/06	05/22/06	05/22/06	82	82	60	22	1		60	73.2%	
54. TULARE	05/15/06	05/19/06	05/25/06	10,514	500	376	124	0		7,907	75.2%	
55. TUOLUMNE	05/15/06	05/16/06	06/05/06	1,537	500	398	102	0		1,223	79.6%	
56. VENTURA	05/12/06	05/22/06		22,824						0	0.0%	
57. YOLO	05/15/06	05/22/06		3,249						0	0.0%	
58. YUBA	05/15/06	05/23/06	06/22/06	1,545	500	356	144	2		1,087	70.4%	
TOTAL				1,161,083	36,374	27,905	8,469	70		1,683,020	71.75%	

For questions regarding this spreadsheet please contact:
Secretary of State Elections Division 916.657.2166
06/23/2006 12:50 PM

State of California

SECRETARY OF STATE

June 21, 2006

TO: ALL COUNTY CLERKS/REGISTRARS OF VOTERS (CCROV 06243)

Pursuant to Section 9033 of the Elections Code, I hereby certify that on June 21, 2006, the certificates received from the County Clerks or Registrars of Voters by the Secretary of State established that the Initiative Constitutional Amendment and Statute, ALTERNATIVE ENERGY. RESEARCH, PRODUCTION, INCENTIVES. TAX ON CALIFORNIA OIL., has been signed by the requisite number of qualified electors needed to declare the petition sufficient. ALTERNATIVE ENERGY. RESEARCH, PRODUCTION, INCENTIVES. TAX ON CALIFORNIA OIL. INITIATIVE CONSTITUTIONAL AMENDMENT AND STATUTE., is, therefore, qualified for the next statewide election.

ALTERNATIVE ENERGY. RESEARCH, PRODUCTION, INCENTIVES. TAX ON CALIFORNIA OIL. INITIATIVE CONSTITUTIONAL AMENDMENT AND STATUTE. Establishes \$4 billion program to reduce oil and gasoline usage by 25%, with research and production incentives for alternative energy, alternative energy vehicles, energy efficient technologies, and for education and training. Funded by tax of 1.5% to 6%, depending on oil price per barrel, on producers of oil extracted in California. Prohibits producers from passing tax on to consumers. Program administered by California Energy Alternatives Program Authority. Prohibits changing tax while indebtedness remains. Revenues excluded from Proposition 98 calculations and appropriation limits. Summary of estimate by Legislative Analyst and Director of Finance of fiscal impact on state and local governments: New state revenues annually – depending on the interpretation of the measure's tax rate provisions – of either about \$200 million or about \$380 million from the imposition of a severance tax on oil production, to be used to fund a variety of new alternative energy programs. Reductions of unknown amounts in: local revenues from property taxes paid on oil reserves, potentially partially offset by state payments to schools to make up their revenue loss; state revenues from income taxes paid by oil producers; and, potentially, state and local revenues from gasoline and diesel excise and sales taxes. (SA2005RF0138, Amdt. #2-S.)



IN WITNESS WHEREOF, I hereunto set my hand
and affix the Great Seal of the State of California
this 21st day of June, 2006.

BRUCE McPHERSON
Secretary of State

1196. Alternative Energy.
 Research, Production, Incentives, Tax on California Oil.
 Initiative Constitutional Amendment and Statute.

COUNTY	PETITION	SOS	SOS	RANDOM							VALID OR PROJ. VALID	%
	FILED W/COUNT	REC'D RAW CO	REC'D RANDOM	RAW COUNT	SAMPLE/ FULL COUNT	VALID SIGNS.	NOT SUFF.	DUP.	VALID OR PROJ. VALID			
1. ALAMEDA	05/12/06	05/27/06		46,971						0	0.0%	
2. ALPINE	05/12/06	05/22/06			3	3	3	0	0	3	100.0%	
3. AMADOR										0	0.0%	
4. BUTTE	05/11/06	05/25/06	06/06/06							0	0.0%	
5. CALAVERAS	05/12/06	05/17/06		6,064	500	398	102	1		4,692	77.4%	
6. COLUSA	05/12/06	05/23/06	06/20/06	820						0	0.0%	
7. CONTRA COSTA	05/12/06	05/23/06		274	274	195	79	4		195	71.2%	
8. DEL NORTE	05/11/06	05/25/06	06/19/06	23,720						0	0.0%	
9. EL DORADO	05/15/06	05/22/06	05/31/06	147	147	87	60	0		87	59.2%	
10. FRESNO	05/12/06	05/23/06	05/30/06	4,501	500	407	93	1		3,592	79.8%	
11. GLENN	05/12/06	05/17/06		31,317	940	700	240	0		23,321	74.5%	
12. HUMBOLDT	05/12/06	05/17/06	06/13/06	666						0	0.0%	
13. IMPERIAL	05/12/06	05/23/06		4,206	500	384	116	3		3,043	72.4%	
14. INYO	05/12/06	05/28/06		8,097						0	0.0%	
15. KERN	05/12/06	05/26/06		299						0	0.0%	
16. KINGS	05/12/06	05/18/06	06/08/06	19,106						0	0.0%	
17. LAKE	05/12/06	05/18/06	06/20/06	2,638	500	382	118	3		1,948	73.8%	
18. LASSEN	05/08/06	05/15/06	06/19/06	643	500	402	98	2		516	80.3%	
19. LOS ANGELES	05/08/06	05/15/06	06/19/06	719	500	346	154	2		496	69.0%	
20. MADERA	05/12/06	05/25/06	06/15/06	356,992	10,710	8,239	2,471	31		241,218	67.6%	
21. MARIPOSA	05/12/06	05/22/06	06/15/06	4,128	500	418	82	2		3,331	80.7%	
22. MARIN	05/12/06	05/23/06	06/08/06	6,995	500	429	71	4		5,275	75.4%	
23. MARIPOSA	05/11/06	05/22/06		357						0	0.0%	
24. MENDOCINO	05/15/06	05/18/06		2,562						0	0.0%	
25. MERCED	05/08/06	05/16/06		3,708	500	320	180	0		2,373	64.0%	
26. MODOC	05/12/06	05/26/06	05/26/06	11	11	10	1	0		10	90.9%	
27. MONTE REY	05/10/06	05/31/06	05/31/06	73	73	60	13	0		60	82.2%	
28. NAPA	05/12/06	05/16/06	05/30/06	9,002	500	362	139	0		6,517	72.4%	
29. NEVADA	05/12/06	05/18/06	06/09/06	3,709	500	425	75	0		3,153	85.0%	
30. NEVADA	05/19/06	06/20/06	06/20/06	3,005	500	399	101	0		2,398	79.8%	
31. ORANGE	05/12/06	05/22/06	06/15/06	3,005	500	399	101	0		2,398	79.8%	
32. PLUMAS	05/12/06	05/22/06	06/15/06	78,428	2,353	1,825	528	5		55,441	70.7%	
33. PLACER	05/12/06	05/24/06	06/08/06	5,187	500	415	85	1		4,208	81.1%	
34. PLUMAS	05/26/06	06/20/06	06/20/06	42	42	30	12	0		30	71.4%	
35. RIVERSIDE	05/12/06	05/23/06	06/03/06	73,582	2,207	1,574	633	2		50,321	68.4%	
36. SACRAMENTO	05/12/06	05/23/06	06/08/06	32,178	965	727	238	2		22,085	68.6%	
37. SAN BENITO	05/15/06	06/20/06		1,572						0	0.0%	
38. SAN BERNARDINO	05/12/06	05/22/06	06/12/06	85,620	2,569	1,986	583	5		60,803	71.0%	
39. SAN DIEGO	05/12/06	05/22/06	06/21/06	102,526	3,076	2,495	581	0		83,161	81.1%	
40. SAN FRANCISCO	05/12/06	05/16/06	06/13/06	25,924	778	622	156	0		20,726	79.9%	
41. SAN JOAQUIN	05/02/06	05/19/06	05/23/04	13,314	500	335	165	2		7,556	56.7%	
42. SAN LUIS OBISPO	04/26/06	05/22/06		15,802						0	0.0%	
43. SAN MATEO	05/12/06	05/16/06		10,325						0	0.0%	
44. SANTA BARBARA	05/12/06	05/12/06	05/30/06	13,147	500	401	99	1		9,879	75.1%	
45. SANTA CLARA	05/15/06	06/01/06	06/02/06	38,905	1,167	1,089	78	0		36,305	93.3%	
46. SANTA CRUZ	05/12/06	05/26/06		15,000						0	0.0%	
47. SHASTA	05/12/06	05/25/06	06/19/06	2,934	500	390	110	2		2,231	76.1%	
48. SIERRA	05/12/06	05/26/06	05/26/06	25	25	22	3	0		22	88.0%	
49. SISKIYOU	05/12/06	05/17/06	06/15/06	1,349	500	395	105	5		1,043	77.3%	
50. SOLANO	05/11/06	05/15/06	06/02/06	12,793	500	387	113	3		8,015	62.6%	
51. SONOMA	05/12/06	05/16/06	05/18/06	15,892	500	429	71	1		12,657	79.6%	
52. STANISLAUS	05/12/06	05/15/06		12,568						0	0.0%	
53. SUTTER	05/12/06	05/18/06	05/19/06	1,867	500	363	137	3		1,325	71.0%	
54. TEHAMA	05/12/06	05/18/06		1,664						0	0.0%	
55. TRINITY	05/12/06	06/16/06	06/16/06	156	156	122	34	1		122	78.2%	
56. TULARE	05/15/06	05/18/06	05/26/06	10,151	500	356	144	0		7,228	71.2%	
57. TUOLUMNE	05/12/06	05/12/06	06/12/06									
58. VENTURA	05/12/06	05/22/06	05/30/06	1,526	500	399	99	2		1,205	79.0%	
59. YOLO	05/15/06	05/22/06		23,873	716	550	166	1		17,260	72.3%	
60. YUBA	05/12/06	05/23/06	06/16/06	4,348	1,934	500	362	138	6	0	0.0%	
61. YUBA	05/12/06	05/23/06	06/16/06	1,934	500	362	138	6		1,334	69.0%	
TOTAL				1,143,365	37,712	29,240	8,471	95		705,182	71.99%	

For questions regarding this spreadsheet please contact:
 Secretary of State| Elections Division, 916.657.2166
 06/21/2006 11:10 AM

State of California

SECRETARY OF STATE

June 19, 2006

TO: ALL COUNTY CLERKS/REGISTRARS OF VOTERS (CCROV 06241)

Pursuant to Section 9033 of the Elections Code, I hereby certify that on June 19, 2006, the certificates received from the County Clerks or Registrars of Voters by the Secretary of State established that the Initiative Constitutional Amendment and Statute, TAX ON CIGARETTES., has been signed by the requisite number of qualified electors needed to declare the petition sufficient. TAX ON CIGARETTES. INITIATIVE CONSTITUTIONAL AMENDMENT AND STATUTE., is, therefore, qualified for the next statewide election.

TAX ON CIGARETTES. INITIATIVE CONSTITUTIONAL AMENDMENT AND STATUTE. Imposes additional 13-cent tax on each cigarette distributed (\$2.60 per pack), and indirectly increases tax on other tobacco products. Provides funding to qualified hospitals for emergency services, nursing education and health insurance to eligible children. Revenue also allocated to specified purposes including tobacco use prevention programs, enforcement of tobacco-related laws, and research, prevention and treatment of various conditions including cancers (breast, cervical, prostate and colorectal), heart disease, stroke, asthma and obesity. Exempts recipient hospitals from antitrust laws in certain circumstances. Revenue excluded from appropriation limits and Proposition 98 calculations. Summary of estimate by Legislative Analyst and Director of Finance of fiscal impact on state and local governments: Increase in new state tobacco tax revenues of about \$2.1 billion annually by 2007-08, declining slightly annually thereafter. Those revenues would be used for various health and tobacco-related programs and for children's health coverage. Unknown net state costs potentially reaching the low hundreds of millions annually after a few years due to provisions for streamlining enrollment in the Medi-Cal and HFP. Unknown but potentially significant savings to counties on a statewide basis beginning in the near term for a shift of children from county health coverage to HFP, with unknown but potentially significant costs to the state in the long term for ongoing support of expanded HFP enrollment. Unknown but potentially significant savings in state and local government public health care costs over time due to expected reduction in consumption of tobacco products and due to other factors. (SA2005RF0139, Amdt. #1-NS.)



IN WITNESS WHEREOF, I hereunto set my hand
and affix the Great Seal of the State of California
this 19th day of June, 2006.

BRUCE McPHERSON
Secretary of State

1197. Tax on Cigarettes.
 Initiative Constitutional Amendment and Statute.

COUNTY	PETITION FILED W/COUNTY	SOS REC'D RAW COUNT	SOS REC'D RANDOM		RAW COUNT	RANDOM SAMPLE/ FULL COUNT	VALID SIGGS.	NOT SUFF.	DUP.	VALID OR PROJ. VALID	%
1. ALAMEDA	05/04/06	05/18/06	06/01/06		50,487	1,515	1,177	338	3	35,992	71.3%
2. ALPINE	05/08/06	05/22/06	05/22/06	Random Notice:	6	6	5	1	0	5	83.3%
3. AMADOR	05/08/06	05/15/06	05/16/06	05/16/06	536	536	451	85	6	451	84.1%
4. BUTTE	05/09/06	05/15/06	06/02/06	Random Due:	4,199	500	395	105	2	3,193	76.0%
5. CALAVERAS	05/08/06	05/11/06	06/15/06	06/28/06	463	463	405	58	5	405	87.5%
6. COLUSA	05/05/06	05/08/06	05/25/06		434	434	296	138	9	296	68.2%
7. CONTRA COSTA	05/04/06	05/11/06	05/16/06		31,081	935	683	252	2	20,561	66.2%
8. DEL NORTE	05/08/06	05/12/06	06/07/06		393	393	291	102	0	291	74.0%
9. EL DORADO	05/05/06	05/15/06	05/30/06		3,491	500	437	63	3	2,926	83.8%
10. FRESNO	05/04/06	05/10/06	05/19/06		36,930	1,108	822	286	0	27,398	74.2%
11. GLENN	05/05/06	05/09/06			219					0	0.0%
12. HUMBOLDT	05/08/06	05/09/06	05/31/06		4,630	500	396	104	0	3,667	79.2%
13. IMPERIAL	05/08/06	06/15/06			4,244					0	0.0%
14. INYO	05/08/06	05/28/06			306					0	0.0%
15. KERN	05/04/06	05/19/06	06/02/06		22,049	661	485	176	1	15,099	68.5%
16. KINGS	05/04/06	05/15/06	05/15/06		3,344	500	356	144	2	2,305	68.9%
17. LAKE	05/05/06	05/08/06	6/16/06		292	292	221	71	1	221	75.7%
18. LASSEN	05/08/06	05/08/06	05/26/06		75	75	60	15	2	60	80.0%
19. LOS ANGELES	05/04/06	05/15/06	06/19/06		339,141	10,174	7,830	2,344	21	238,372	70.3%
20. MADERA	05/05/06	06/15/06	06/15/06		4,069	500	405	95	2	3,180	78.1%
21. MARIN	05/04/06	05/12/06	05/17/06		8,701	500	433	67	1	7,250	83.3%
22. MARIPOSA	05/08/06	05/23/06			339					0	0.0%
23. MENDOCINO	05/17/06	05/23/06			2,202					0	0.0%
24. MERCED	05/04/06	05/11/06	05/18/06		4,432	500	343	157	0	3,040	68.6%
25. MODOC	05/08/06	05/12/06	05/12/06		3	3	3	0	0	3	100.0%
26. MONO	05/05/06	05/25/06	05/25/06		81	81	66	15	0	66	81.5%
27. MONTEREY	05/04/06	05/08/06	05/24/06		8,178	500	402	98	0	6,576	80.4%
28. NAPA	05/04/06	05/08/06	05/18/06		4,069	500	411	89	3	3,170	77.9%
29. NEVADA	05/04/06	05/11/06	05/25/06		1,389	500	408	92	3	1,119	80.5%
30. ORANGE	05/04/06	05/11/06	05/26/06		79,948	2,398	1,940	458	7	57,131	71.5%
31. PLACER	05/04/06	05/09/06	06/07/06		4,578	500	413	87	1	3,707	81.0%
32. PLUMAS	05/09/06	05/12/06	05/12/06		88	88	77	11	1	77	87.5%
33. RIVERSIDE	05/04/06	05/10/06	05/24/06		57,477	1,724	1,256	468	4	37,562	65.4%
34. SACRAMENTO	05/04/06	05/18/06	06/08/06		40,835	1,225	943	282	1	30,357	74.3%
35. SAN BENITO	05/05/06	05/25/06			1,275					0	0.0%
36. SAN BERNARDINO	05/04/06	05/11/06	06/12/06		62,374	1,871	1,450	421	3	45,105	72.3%
37. SAN DIEGO	05/04/06	05/11/06	05/27/06		107,895	3,237	2,574	663	4	81,485	75.5%
38. SAN FRANCISCO	05/04/06	05/08/06	06/05/06		25,453	764	594	170	1	18,713	73.5%
39. SAN JOAQUIN	05/04/06	05/08/06	05/11/06		14,817	500	379	121	2	9,534	64.3%
40. SAN LUIS OBISPO	04/26/06	05/11/06	05/31/06		14,424	500	404	96	1	10,851	75.2%
41. SAN MATEO	05/04/06	05/06/06			16,621					0	0.0%
42. SANTA BARBARA	05/05/06	05/17/06	05/31/06		12,381	500	421	79	0	10,425	84.2%
43. SANTA CLARA	05/04/06	05/10/06	05/26/06		52,519	1,576	1,471	105	0	49,020	93.3%
44. SANTA CRUZ	05/06/06	05/16/06			13,009					0	0.0%
45. SHASTA	05/05/06	05/12/06	06/13/06		2,878	500	422	78	0	2,429	84.4%
46. SIERRA	05/05/06	05/11/06	05/11/06		8	8	7	1	0	7	87.5%
47. SISKIYOU	05/08/06	05/08/06	06/15/06		334	334	248	86	5	248	74.3%
48. SOLANO	05/04/06	05/10/06	05/23/06		14,168	500	358	142	1	9,370	66.1%
49. SONOMA	05/04/06	05/08/06	05/15/06		14,275	500	410	90	0	11,706	82.0%
50. STANISLAUS	05/04/06	05/06/06			12,362					0	0.0%
51. SUTTER	05/05/06	05/16/06	05/16/06		3,204	500	406	94	2	2,532	79.0%
52. TEHAMA	05/04/06	05/09/06	06/13/06		1,529	500	356	144	4	1,063	69.6%
53. TRINITY	05/08/06	05/22/06	05/22/06		72	72	66	6	1	66	91.7%
54. TULARE	05/04/06	05/10/06	05/25/06		12,210	500	364	136	0	8,889	72.8%
55. TUOLUMNE	05/05/06	05/08/06	05/17/06	RANGE:	531	531	461	70	3	461	86.8%
56. VENTURA	05/04/06	05/15/06	06/01/06	110% = 657,916	22,954	689	543	146	0	18,090	78.8%
57. YOLO	05/17/06	05/18/06		100% = 598,105	5,452					0	0.0%
58. YUBA	05/05/06	05/23/06	06/14/06	95% = 568,200	2,295	500	391	109	6	1,696	73.9%

TOTAL 1131,749 41,693 32,735 8,958 113 786,166 73.08%

For questions regarding this spreadsheet please contact:
 Secretary of State Elections Division 916.657.2166
 06/19/2006 4:18 PM

State of California

SECRETARY OF STATE

June 27, 2006

TO: ALL COUNTY CLERKS/REGISTRARS OF VOTERS (CCROV 06253)

Pursuant to Section 9033 of the Elections Code, I hereby certify that on June 27, 2006, the certificates received from the County Clerks or Registrars of Voters by the Secretary of State established that the Initiative Constitutional Amendment, GOVERNMENT ACQUISITION, REGULATION OF PRIVATE PROPERTY., has been signed by the requisite number of qualified electors needed to declare the petition sufficient. GOVERNMENT ACQUISITION, REGULATION OF PRIVATE PROPERTY. INITIATIVE CONSTITUTIONAL AMENDMENT., is, therefore, qualified for the next statewide election.

GOVERNMENT ACQUISITION, REGULATION OF PRIVATE PROPERTY. INITIATIVE CONSTITUTIONAL AMENDMENT. Bars state and local governments from condemning or damaging private property to promote other private projects, uses. Limits government's authority to adopt certain land use, housing, consumer, environmental and workplace laws and regulations, except when necessary to preserve public health or safety. Voids unpublished eminent domain court decisions. Defines "just compensation." Government must occupy condemned property or lease property for public use. Condemned private property must be offered for resale to prior owner or owner's heir at current fair market value if government abandons condemnation's objective. Exempts certain governmental actions. Summary of estimate by Legislative Analyst and Director of Finance of fiscal impact on state and local governments: Unknown, but potentially significant major future costs for state and local governments to pay damages and/or modify regulatory or other policies to conform to the measure's provisions. Unknown, potentially major changes in governmental costs to acquire property for public purposes. (SA2005RF0146.)

IN WITNESS WHEREOF, I hereunto set my hand and affix the Great Seal of the State of California this 27th day of June, 2006.



A handwritten signature in cursive script, appearing to read 'Bruce McPherson', is written over the printed name.

BRUCE McPHERSON
Secretary of State

1204. Government Acquisition, Regulation of Private Property.
Initiative Constitutional Amendment.

COUNTY	PETITION	SOS	SOS	RANDOM			VALID			VALID OR		%
	FILED	REC'D	REC'D	RAW	SAMPLE/	VALID	NOT	NOT	DUP.	PROJ. VALID		
	W/COUNTY	RAW COUNT	RANDOM	COUNT	FULL COUNT	SIGS.	SUFF.					
1. ALAMEDA											0	0.0%
2. ALPINE	05/16/04	05/22/06		Random Notice:	5	5	5	0	0		5	100.0%
3. AMADOR	05/16/06	05/25/06		05/26/06	917						0	0.0%
4. BUTTE	05/16/06	05/26/06	06/20/06	Random Due:	7,664	500	408	92	1		6,034	78.7%
5. CALAVERAS	05/16/06	05/23/06	06/26/06	07/11/06	709	500	439	61	3		621	87.5%
6. COLUSA	05/16/06	05/26/06	06/27/06		263	263	206	57	1		206	78.3%
7. CONTRA COSTA	05/15/06	05/24/06	06/26/06		24,525	736	619	117	0		20,626	84.1%
8. DEL NORTE	05/16/06	05/25/06	06/19/06		228	228	155	73	0		155	68.0%
9. EL DORADO	05/16/06	05/23/06	06/02/06		7,371	500	429	71	4		5,514	74.8%
10. FRESNO	05/16/06	06/05/06	06/05/06		27,091	813	647	166	0		21,560	79.6%
11. GLENN	05/16/06	05/23/06			817						0	0.0%
12. HUMBOLDT	05/16/06	05/17/06	06/13/06		2,797	500	408	92	3		2,205	78.8%
13. IMPERIAL	05/16/04	05/23/06			5,283						0	0.0%
14. INYO	05/16/06	05/28/06	06/26/06		411	411	337	74	7		337	82.0%
15. KERN	05/15/06	05/26/06			19,504						0	0.0%
16. KINGS	05/16/04	05/23/06	06/08/06		2,241	500	415	85	0		1,860	83.0%
17. LAKE	05/16/06	05/23/06	06/22/06		1,124	500	396	104	2		885	78.7%
18. LASSEN	05/17/06	05/19/06	06/21/06		864	500	367	133	2		632	73.1%
19. LOS ANGELES	05/15/06	05/28/06	06/27/06		271,643	8,149	6,571	1,578	16		201,795	74.3%
20. MADERA	05/16/06	06/15/06			3,061						0	0.0%
21. MARIN	05/16/06	05/23/06	06/13/06		4,870	500	437	62	1		4,171	85.7%
22. MARIPOSA	05/16/06	06/05/06			406						0	0.0%
23. MENDOCINO	05/16/06	05/26/06	06/20/06		2,501	500	391	109	2		1,916	76.6%
24. MERCED	05/15/06	05/18/06	05/22/06		3,191	500	396	104	0		2,527	79.2%
25. MODOC	05/16/06	06/15/06	06/15/06		75	75	74	1	0		74	98.7%
26. MONO	05/10/06	05/31/06	05/31/06		82	82	59	23	0		59	72.0%
27. MONTEREY	05/16/04	05/18/06			8,484						0	0.0%
28. NAPA	05/16/06	05/15/06	06/15/06		2,727	500	443	60	1		2,392	87.7%
29. NEVADA	05/16/06	06/20/06	06/20/06		4,196	500	427	73	0		3,583	85.4%
30. ORANGE	05/15/06	05/23/06	06/20/06		79,916	2,397	2,018	379	4		62,967	78.8%
31. PLACER	05/16/06	05/26/06	06/20/06		8,071	500	438	62	3		6,337	78.5%
32. PLUMAS	05/26/06	06/20/06	06/20/06		195	195	171	24	3		171	87.7%
33. RIVERSIDE	05/15/06	05/23/06	06/13/06		60,710	1,821	1,316	505	2		41,718	68.7%
34. SACRAMENTO	05/15/06	06/08/06	06/23/06		30,538	916	737	179	2		22,415	73.4%
35. SAN BENITO	05/16/06	06/20/06	06/20/06		1,245	500	376	124	2		929	74.6%
36. SAN BERNARDINO	05/15/06	05/22/06	06/21/06		65,000	1,950	1,535	415	7		43,622	67.1%
37. SAN DIEGO	05/15/06	05/24/06	06/20/06		91,057	2,732	2,288	444	0		76,259	83.7%
38. SAN FRANCISCO	05/16/06	05/22/06	06/15/06		16,017	500	406	94	0		13,006	81.2%
39. SAN JOAQUIN	05/15/06	05/29/06	05/29/06		11,054	500	360	140	3		6,559	59.3%
40. SAN LUIS OBISPO	04/26/05	05/22/06	06/21/06		23,694	711	584	127	1		18,385	77.6%
41. SAN MATEO	05/12/06	05/23/06			9,877						0	0.0%
42. SANTA BARBARA	05/15/06	05/26/06	06/20/06		15,093	500	434	66	0		13,101	86.8%
43. SANTA CLARA	05/15/06	05/31/06	06/05/06		36,511	1,095	983	112	1		31,698	86.8%
44. SANTA CRUZ	05/15/06	06/20/06	06/26/06		12,435	500	402	98	0		9,998	80.4%
45. SHASTA	05/16/06	05/26/06	06/01/06		8,114	500	392	108	1		4,658	76.2%
46. SIERRA	05/16/06	05/26/06	05/26/06		55	55	49	6	0		49	89.1%
47. SISKIYOU	05/17/06	05/17/06			1,516						0	0.0%
48. SOLANO	05/15/06	05/17/06	06/06/06		13,285	500	398	102	0		10,575	79.6%
49. SONOMA	05/16/06	05/18/06			13,299	500	414	86	1		10,331	77.7%
50. STANISLAUS	05/15/06	05/17/06			11,523						0	0.0%
51. SUTTER	05/16/06	05/18/06	05/23/06		2,048	500	400	100	4		1,588	77.5%
52. TEHAMA	05/16/04	05/22/06			1,981						0	0.0%
53. TRINITY	05/16/06	06/21/06	06/23/06		281	281	234	47	2		234	83.3%
54. TULARE	05/15/06	05/18/06	06/22/06		9,611	500	391	109	1		7,166	74.6%
55. TUOLUMNE	05/16/06	05/17/06	06/14/06	RANGE:	2,066	500	446	50	4		1,791	86.7%
56. VENTURA	05/15/06	05/23/06	06/02/06	110% = 657,916	26,411	792	644	148	0		21,476	81.3%
57. YOLO	05/18/06	05/18/06		100% = 598,105	3,446						0	0.0%
58. YUBA	05/16/06	05/23/06	06/26/06	95% = 568,200	2,044	500	392	108	6		1,527	74.7%
TOTAL:					958,144	36,207	29,437	6,768	90		683,712	76.71%

For questions regarding this spreadsheet please contact:
Secretary of State Elections Division 916.657.2166
06/27/2006 11:01 AM

State of California

SECRETARY OF STATE

June 26, 2006

TO: ALL COUNTY CLERKS/REGISTRARS OF VOTERS (CCROV 06251)

Pursuant to Section 9033 of the Elections Code, I hereby certify that on June 26, 2006, the certificates received from the County Clerks or Registrars of Voters by the Secretary of State established that the Initiative Statute, POLITICAL CAMPAIGNS. PUBLIC FINANCING. CORPORATE TAX INCREASE. CONTRIBUTION AND EXPENDITURE LIMITS., has been signed by the requisite number of qualified electors needed to declare the petition sufficient. POLITICAL CAMPAIGNS. PUBLIC FINANCING. CORPORATE TAX INCREASE. CONTRIBUTION AND EXPENDITURE LIMITS. INITIATIVE STATUTE., is, therefore, qualified for the next statewide election.

POLITICAL CAMPAIGNS. PUBLIC FINANCING. CORPORATE TAX INCREASE. CONTRIBUTION AND EXPENDITURE LIMITS. INITIATIVE STATUTE. Provides that candidates for state elective office meeting certain eligibility requirements, including collection of a specified number of \$5.00 contributions from voters, may voluntarily receive public campaign funding from the Fair Political Practices Commission, in amounts varying by elective office and type of election. Increases income tax rate on corporations and financial institutions by 0.2 percent to fund program. Imposes new limits on campaign contributions to state-office candidates and campaign committees, and new restrictions on contributions and expenditures by lobbyists and corporations. Summary of estimate by Legislative Analyst and Director of Finance of fiscal impact on state and local governments: Increased revenues (primarily from increased taxes on corporations and financial institutions) totaling more than \$200 million annually to pay for the public financing of political campaigns for state elected offices. (SA2006RF0015.)



IN WITNESS WHEREOF, I hereunto set my hand
and affix the Great Seal of the State of California
this 26th day of June, 2006.

BRUCE McPHERSON
Secretary of State

1216. Political Campaigns. Public Financing.
Corporate Tax Increase. Contribution and Expenditure Limits.
Initiative Statute.

COUNTY	PETITION FILED W/COUNTY	SOS REC'D RAW COUNT	SOS REC'D RANDOM		RAW COUNT	RANDOM SAMPLE/ FULL COUNT	VALID SIGS.	NOT SUFF.	DUP.	VALID OR PROJ. VALD	%
1. ALAMEDA	05/19/06	06/01/06	06/23/06		40,968	1,229	967	262	0	32,234	78.7%
2. ALPINE	N/A	06/07/06		Random Notice:	0					0	0.0%
3. AMADOR	05/15/06	06/23/06		05/30/06	246					0	0.0%
4. BUTTE	05/19/06	05/31/06	06/21/06	Random Due:	5,595	500	391	109	0	4,375	78.2%
5. CALAVERAS	05/09/06	06/20/06	06/20/06	07/12/06	309	309	261	48	3	261	84.5%
6. COLUSA	05/19/06	05/26/06	06/22/06		72	72	56	16	0	56	77.8%
7. CONTRA COSTA	05/19/06	06/06/06	06/26/06		16,690	501	394	107	1	12,049	72.2%
8. DEL NORTE	05/19/06	05/25/06	06/19/06		146	146	85	61	1	85	58.2%
9. EL DORADO	05/19/06	05/31/06	06/05/06		3,056	500	390	110	0	2,384	78.0%
10. FRESNO	05/18/06	06/09/06	06/09/06		11,427	500	381	119	0	8,707	76.2%
11. GLENN	05/19/06	05/26/06			484					0	0.0%
12. HUMBOLDT	05/19/06	06/01/06	06/13/06		2,191	500	368	132	4	1,553	70.9%
13. IMPERIAL	05/19/06	05/30/06			242					0	0.0%
14. INYO	05/26/06	05/28/06			16					0	0.0%
15. KERN	05/18/06	05/31/06			6,374					0	0.0%
16. KINGS	05/11/06	06/20/06			629					0	0.0%
17. LAKE	05/19/06	05/23/06	06/26/06		857	500	368	132	2	628	73.3%
18. LASSEN	05/18/06	05/19/06	06/23/06		641	500	357	143	1	457	71.3%
19. LOS ANGELES	05/15/06	05/26/06	06/19/06		184,589	5,538	4,245	1,293	3	138,259	74.9%
20. MADERA	05/19/06	06/15/06			1,061					0	0.0%
21. MARIN	05/19/06	05/25/06	06/23/06		7,772	500	424	76	1	6,365	81.9%
22. MARIPOSA	05/19/06	06/05/06			152					0	0.0%
23. MENDOCINO	05/19/06	05/26/06			2,446					0	0.0%
24. MERCED	05/19/06	05/22/06	05/23/06		2,302	500	346	154	0	1,593	69.2%
25. MODOC	05/19/06	05/26/06			4	4	4	0	0	4	100.0%
26. MONO										0	0.0%
27. MONTEREY	05/19/06	05/22/06			4,275					0	0.0%
28. NAPA	05/19/06	05/29/06	06/15/06		856	500	420	80	6	712	83.1%
29. NEVADA	05/19/06	06/20/06	06/20/06		2,173	500	418	82	4	1,758	80.9%
30. ORANGE	05/19/06	05/30/06	06/21/06		28,325	850	674	176	2	20,306	71.7%
31. PLACER	05/19/06	05/26/06	06/20/06		4,210	500	427	73	2	3,470	82.4%
32. PLUMAS										0	0.0%
33. RIVERSIDE	05/19/06	05/24/06	06/19/06		31,681	950	680	270	1	21,598	68.2%
34. SACRAMENTO	05/19/06	06/08/06	06/23/06		21,977	659	485	174	0	16,174	73.6%
35. SAN BENITO	05/19/06	06/20/06	06/23/06		750	500	387	113	6	576	76.8%
36. SAN BERNARDINO	05/19/06	05/23/06	06/21/06		35,749	1,072	829	243	1	26,567	74.3%
37. SAN DIEGO	05/19/06	05/31/06	06/19/06		47,568	1,427	1,164	263	0	38,801	81.6%
38. SAN FRANCISCO	05/19/06	06/14/06	06/15/06		24,597	738	572	166	4	14,754	60.0%
39. SAN JOAQUIN	05/19/06	05/29/06	05/29/06		7,259	500	367	133	1	5,132	70.7%
40. SAN LUIS OBISPO	05/19/06	05/22/06	06/21/06		8,124	500	387	113	1	6,040	74.4%
41. SAN MATEO	05/19/06	05/23/06			7,763					0	0.0%
42. SANTA BARBARA	05/19/06	05/31/06	06/22/06		7,642	500	407	93	0	6,221	81.4%
43. SANTA CLARA	05/19/06	06/05/06	06/08/06		30,127	904	823	81	1	26,350	87.5%
44. SANTA CRUZ	05/19/06	05/31/06			8,854					0	0.0%
45. SHASTA	05/19/06	05/31/06	06/23/06		996	500	378	122	2	749	75.2%
46. SIERRA	05/19/06	05/26/06	05/26/06		18	18	16	2	0	16	88.9%
47. SISKIYOU	05/19/06	05/19/06	06/15/06		426	426	339	87	6	339	79.6%
48. SOLANO	05/19/06	05/23/06	06/08/06		10,685	500	378	122	0	8,078	75.6%
49. SONOMA	05/19/06	05/23/06	05/23/06		9,393	500	416	84	1	7,481	79.6%
50. STANISLAUS	05/19/06	05/19/06			9,220					0	0.0%
51. SUTTER	05/19/06	05/23/06	05/25/06		551	500	388	112	3	427	77.5%
52. TEHAMA	05/19/06	05/25/06			855					0	0.0%
53. TRINITY	05/18/06	06/21/06			88					0	0.0%
54. TULARE	05/22/06	05/24/06	06/21/06		3,274	500	348	152	0	2,279	69.6%
55. TUOLUMNE	05/19/06	05/22/06	06/16/06	RANGE:	1,072	500	410	90	11	852	79.5%
56. VENTURA	05/19/06	05/24/06		110% = 411,198	10,864					0	0.0%
57. YOLO	05/23/06	05/30/06		100% = 373,816	3,151					0	0.0%
58. YUBA	05/19/06	06/14/06		95% = 355,125	648					0	0.0%
TOTAL					611,440	25,343	19,750	5,593	68	417,691	75.39%

1226. Community Colleges. Funding. Governance. Fees.
 Initiative Constitutional Amendment and Statute.
 FULL CHECK

COUNTY	PETITION FILED W/COUNTY	SOS REC'D RAW COUNT	SOS REC'D FULL CHECK		RAW COUNT	FULL COUNT	SUFF. SIGS.	NOT SUFF.	DUP.	TOTAL VALID	%
1. ALAMEDA	01/16/07	02/08/07	04/11/07	Full Check	36,143	36,143	26,340	7,637	2,166	26,340	72.9%
2. ALPINE	01/16/07	02/01/07	02/01/07	Notice:	8	8	7	1	0	7	87.5%
3. AMADOR	01/16/07	02/06/07	03/29/07	03/13/07	1,340	1,340	1,071	269	32	1,071	79.9%
4. BUTTE	01/16/07	01/23/07	04/02/07	Full Check	6,905	6,905	4,947	1,958	264	4,947	71.6%
5. CALAVERAS	01/16/07	01/19/07	03/20/07	Due:	1,086	1,086	866	220	15	866	79.7%
6. COLUSA	01/16/07	01/23/07	02/02/07	04/24/07	48	48	34	14	0	34	70.8%
7. CONTRA COSTA	01/16/07	01/24/07			29,525					0	0.0%
8. DEL NORTE	01/17/07	01/19/07	02/02/07		9	9	4	5	0	4	44.4%
9. EL DORADO	01/16/07	01/17/07	04/23/07		4,012	4,012	3,117	895	89	3,117	77.7%
10. FRESNO	01/16/07	01/22/07	04/19/07		26,100	26,100	17,532	8,568	997	17,532	67.2%
11. GLENN	01/17/07	01/22/07	02/01/07		93	93	73	20	1	73	78.5%
12. HUMBOLDT	01/16/07	01/16/07	03/21/07		1,325	1,325	1,027	298	24	1,027	77.5%
13. IMPERIAL	01/16/07	01/17/07	04/24/07		490	490	351	139	0	351	71.6%
14. INYO	01/16/07	02/01/07	02/01/07		44	44	32	12	0	32	72.7%
15. KERN	01/16/07	01/24/07	04/23/07		13,101	13,101	9,006	4,095	641	9,006	68.7%
16. KINGS	01/16/07	01/22/07	03/26/07		662	662	442	220	4	442	66.8%
17. LAKE	01/16/07	01/16/07	02/21/07		254	254	195	59	2	195	76.8%
18. LASSEN	01/16/07	01/23/07	03/16/07		637	637	538	99	3	538	84.5%
19. LOS ANGELES	01/18/07	01/25/07	04/24/07		285,297	285,297	192,175	93,122	21,074	192,175	67.4%
20. MADERA	01/17/07	01/26/07	04/23/07		3,200	3,200	2,350	748	102	2,350	73.4%
21. MARIN	01/16/07	01/22/07	04/13/07		4,585	4,585	3,769	795	149	3,769	82.2%
22. MARIPOSA	01/16/07	01/25/07	02/02/07		233	233	177	56	4	177	76.0%
23. MENDOCINO	01/16/07	01/16/07	02/15/07		539	539	426	107	6	426	79.0%
24. MERCED	01/17/07	01/23/07	03/26/07		1,547	1,547	1,060	487	3	1,060	68.5%
25. MODOC	01/16/07	01/29/07	01/29/07		181	181	141	40	0	141	77.9%
26. MONO	01/15/07	02/02/07	02/02/07		34	34	30	4	0	30	88.2%
27. MONTEREY	01/18/07	01/19/07	04/11/07		9,244	9,244	6,322	2,922	354	6,322	68.4%
28. NAPA	01/16/07	02/02/07	03/30/07		1,184	1,184	904	280	45	904	76.4%
29. NEVADA	01/19/07	01/19/07	04/16/07		1,156	1,156	875	281	18	875	75.7%
30. ORANGE	01/19/07	01/25/07	04/24/07		49,435	49,435	36,771	12,664	1,588	36,771	74.4%
31. PLACER	01/16/07	01/18/07	04/17/07		4,815	4,815	3,590	1,225	239	3,590	74.6%
32. PLUMAS	01/16/07	01/29/07	01/29/07		118	118	97	21	2	97	82.2%
33. RIVERSIDE	01/18/07	01/25/07	04/24/07		31,190	31,190	21,454	9,736	877	21,454	68.8%
34. SACRAMENTO	01/16/07	01/25/07	04/24/07		45,469	45,469	32,008	13,463	2,360	32,008	70.4%
35. SAN BENITO	01/16/07	01/22/07	04/06/07		1,523	1,523	1,187	336	35	1,187	77.9%
36. SAN BERNARDINO	01/18/07	01/26/07	04/24/07		51,305	51,305	36,244	15,061	2,013	36,244	70.6%
37. SAN DIEGO	01/19/07	01/29/07	04/23/07		97,937	97,937	72,084	25,853	5,371	72,084	73.6%
38. SAN FRANCISCO	01/16/07	01/19/07	04/17/07		25,947	25,947	19,389	6,558	1,723	19,389	74.7%
39. SAN JOAQUIN	01/16/07	01/24/07	04/23/07		20,828	20,828	15,176	5,652	866	15,176	72.9%
40. SAN LUIS OBISPO	01/16/07	01/31/07	04/11/07		6,553	6,553	4,950	1,603	195	4,950	75.5%
41. SAN MATEO	01/16/07	01/19/07	04/17/07		7,900	7,900	6,083	1,817	199	6,083	77.0%
42. SANTA BARBARA	01/16/07	01/25/07	04/17/07		5,032	5,032	3,943	1,089	85	3,943	78.4%
43. SANTA CLARA	01/16/07	01/19/07	03/29/07		31,005	31,005	22,617	8,388	654	22,617	72.9%
44. SANTA CRUZ	01/16/07	01/24/07	04/12/07		16,532	16,532	12,179	4,353	1,429	12,179	73.7%
45. SHASTA	01/16/07	01/22/07	04/02/07		3,363	3,363	2,578	785	49	2,578	76.7%
46. SIERRA	01/16/07	01/24/07	01/24/07		31	31	25	6	0	25	80.6%
47. SISKIYOU	01/16/07	01/17/07	04/02/07		1,384	1,384	1,117	267	12	1,117	80.7%
48. SOLANO	01/17/07	01/19/07	04/02/07		7,048	7,048	5,131	1,917	203	5,131	72.8%
49. SONOMA	01/16/07	01/19/07	04/20/09		14,864	14,864	11,851	3,013	525	11,851	79.7%
50. STANISLAUS	01/16/07	01/16/07	04/09/07		10,492	10,492	7,718	2,774	302	7,718	73.6%
51. SUTTER	01/16/07	01/25/07	01/26/07		375	375	291	84	3	291	77.6%
52. TEHAMA	01/16/07	01/18/07	03/26/07		1,506	1,506	1,130	376	12	1,130	75.0%
53. TRINITY	01/16/07	02/05/07	02/05/07		47	47	30	17	0	30	63.8%
54. TULARE	01/16/07	01/19/07	04/04/07		2,665	2,665	2,026	639	31	2,026	76.0%
55. TUOLUMNE	01/16/07	01/17/07	03/20/07	RANGE:	1,607	1,607	1,297	270	40	1,297	80.7%
56. VENTURA	01/19/07	01/29/07	04/24/07		29,040	29,040	21,688	7,352	1,008	21,688	74.7%
57. YOLO	01/12/07	01/17/07	03/21/07	100% = 598,105	3,802	3,802	2,820	982	1	2,820	74.2%
58. YUBA	01/16/07	01/26/07	03/12/07		446	446	361	85	7	361	80.9%
TOTAL:					901,241	871,716	619,644	249,737	45,822	619,644	71.08%

1226. Community Colleges. Funding. Governance. Fees.
Initiative Constitutional Amendment and Statute.

COUNTY	PETITION	SOS	SOS		RANDOM					VALID OR PROJ. VALID	%
	FILED W/COUNTY	REC'D RAW COUNT	REC'D RANDOM		RAW COUNT	SAMPLE/ FULL COUNT	VALID SIGS.	NOT SUFF.	DUP.		
1. ALAMEDA	01/16/07	02/08/07	03/06/07		36,143	1,084	883	201	0	29,441	81.5%
2. ALPINE	01/16/07	02/01/07	02/01/07	Random Notice:	8	8	7	1	0	7	87.5%
3. AMADOR	01/16/07	02/06/07	02/06/07	01/26/07	1,340	500	400	100	4	1,054	78.7%
4. BUTTE	01/16/07	01/23/07	02/01/07	Random Due:	6,905	500	374	126	1	4,988	72.2%
5. CALAVERAS	01/16/07	01/19/07	01/23/07	03/13/07	1,086	500	395	105	3	850	78.3%
6. COLUSA	01/16/07	01/23/07	02/02/07		48	48	34	14	0	34	70.8%
7. CONTRA COSTA	01/16/07	01/24/07	02/01/07		29,525	886	700	186	1	22,250	75.4%
8. DEL NORTE	01/17/07	01/19/07	02/02/07		9	9	4	5	0	4	44.4%
9. EL DORADO	01/16/07	01/17/07	02/01/07		4,012	500	403	97	1	3,177	79.2%
10. FRESNO	01/16/07	01/22/07	01/25/07		26,083	782	560	222	1	17,599	67.5%
11. GLENN	01/17/07	01/22/07	02/01/07		93	93	73	20	1	73	78.5%
12. HUMBOLDT	01/16/07	01/16/07	01/30/07		1,325	500	397	103	3	1,039	78.4%
13. IMPERIAL	01/16/07	01/17/07	01/23/07		490	490	351	139	0	351	71.6%
14. INYO	01/16/07	02/01/07	02/01/07		44	44	32	12	0	32	72.7%
15. KERN	01/16/07	01/24/07	02/05/07		13,111	500	360	140	1	8,779	67.0%
16. KINGS	01/16/07	01/22/07	02/06/07		662	500	340	160	2	449	67.9%
17. LAKE	01/16/07	01/16/07	02/21/07		254	254	195	59	2	195	76.8%
18. LASSEN	01/16/07	01/23/07	02/08/07		637	500	423	77	0	539	84.6%
19. LOS ANGELES	01/18/07	01/25/07	03/05/07		285,297	8,559	6,357	2,202	22	188,187	66.0%
20. MADERA	01/17/07	01/26/07	02/28/07		3,200	500	378	122	2	2,350	73.4%
21. MARIN	01/16/07	01/22/07	01/26/07		4,585	500	432	68	2	3,812	83.1%
22. MARIPOSA	01/16/07	01/25/07	02/02/07		233	233	177	56	4	177	76.0%
23. MENDOCINO	01/16/07	01/16/07	02/15/07		539	539	426	107	6	426	79.0%
24. MERCED	01/17/07	01/23/07	02/07/07		1,547	500	328	172	4	989	63.9%
25. MODOC	01/16/07	01/29/07	01/29/07		181	181	141	40	0	141	77.9%
26. MONO	01/15/07	02/02/07	02/02/07		34	34	30	4	0	30	88.2%
27. MONTEREY	01/16/07	01/19/07	02/01/07		9,324	500	369	131	1	6,552	70.3%
28. NAPA	01/16/07	02/02/07	02/02/07		1,184	500	385	115	9	883	74.5%
29. NEVADA	01/19/07	01/19/07	02/13/07		1,156	500	370	130	3	846	73.2%
30. ORANGE	01/19/07	01/25/07	01/29/07		49,435	1,483	1,157	326	0	38,568	78.0%
31. PLACER	01/16/07	01/18/07	02/14/07		4,815	500	406	94	2	3,744	77.7%
32. PLUMAS	01/16/07	01/29/07	01/29/07		118	118	97	21	2	97	82.2%
33. RIVERSIDE	01/18/07	01/25/07	02/06/07		31,190	936	640	296	1	20,249	64.9%
34. SACRAMENTO	01/16/07	01/25/07	03/07/07		45,469	1,364	1,017	347	3	30,668	67.4%
35. SAN BENITO	01/16/07	01/22/07	02/13/07		1,523	500	398	102	6	1,175	77.1%
36. SAN BERNARDINO	01/18/07	01/26/07	02/21/07		51,300	1,539	1,108	431	0	36,933	72.0%
37. SAN DIEGO	01/19/07	01/29/07	02/15/07		97,935	2,938	2,352	586	4	74,090	75.7%
38. SAN FRANCISCO	01/16/07	01/19/07	02/27/07		25,947	778	635	143	2	19,020	73.3%
39. SAN JOAQUIN	01/16/07	01/24/07	02/08/07		20,828	625	491	134	2	14,208	68.2%
40. SAN LUIS OBISPO	01/16/07	01/31/07	02/05/07		6,553	500	366	134	1	4,638	70.8%
41. SAN MATEO	01/16/07	01/19/07	02/08/07		7,901	500	403	97	0	6,368	80.6%
42. SANTA BARBARA	01/16/07	01/25/07	02/07/07		5,032	500	405	95	0	4,076	81.0%
43. SANTA CLARA	01/16/07	01/19/07	01/31/07		31,005	930	821	109	2	25,215	81.3%
44. SANTA CRUZ	01/16/07	01/24/07	02/07/07		16,532	500	425	75	1	12,992	78.6%
45. SHASTA	01/16/07	01/22/07	02/06/07		3,363	500	393	107	1	2,605	77.5%
46. SIERRA	01/16/07	01/24/07	01/24/07		31	31	25	6	0	25	80.6%
47. SISKIYOU	01/16/07	01/17/07	02/28/07		1,384	500	414	86	3	1,131	81.7%
48. SOLANO	01/17/07	01/19/07	01/25/07		7,048	500	378	122	3	4,774	67.7%
49. SONOMA	01/16/07	01/19/07	01/26/07		14,864	500	415	85	0	12,337	83.0%
50. STANISLAUS	01/16/07	01/16/07	02/22/07		10,492	500	399	101	2	7,534	71.8%
51. SUTTER	01/16/07	01/25/07	01/26/07		375	375	291	84	3	291	77.6%
52. TEHAMA	01/16/07	01/18/07	02/02/07		1,506	500	398	102	2	1,187	78.8%
53. TRINITY	01/16/07	02/05/07	02/05/07		47	47	30	17	0	30	63.8%
54. TULARE	01/16/07	01/19/07	02/13/07		2,665	500	391	109	1	2,061	77.3%
55. TUOLUMNE	01/16/07	01/17/07	02/01/07	RANGE:	1,607	500	420	77	3	1,329	82.7%
56. VENTURA	01/19/07	01/29/07	01/31/07	110% = 667,916	29,040	871	680	191	3	19,437	66.9%
57. YOLO	01/12/07	01/17/07	02/02/07	100% = 598,105	3,802	500	397	103	2	2,918	76.8%
58. YUBA	01/16/07	01/26/07	03/12/07	95% = 568,200	446	446	361	85	7	361	80.9%

TOTAL 901,308 40,225 31,037 9,179 129 643,316 71.38%

1238. Limits on Legislators' Terms in Office.
Initiative Constitutional Amendment

COUNTY	PETITION	SOS	SOS	RANDOM			VALID			VALID OR	%
	FILED	REC'D	REC'D	RAW	SAMPLE/	VALID	NOT	DUP.	PROJ. VALID		
	W/COUNTY	RAW	RANDOM	COUNT	FULL COUNT	SIGS.	SUFF.				
1. ALAMEDA	07/30/07	08/09/07	08/31/07*	75,240	2,257	1,648	611	5	49,482	65.8%	
2. ALPINE	08/21/07	08/21/07	08/21/07	0	0	0	0	0	0	0.0%	
3. AMADOR	07/23/07	07/25/07	08/16/07	1,655	500	410	90	2	1,342	81.1%	
4. BUTTE	07/23/07	07/30/07	08/08/07	3,211	500	393	107	1	2,489	77.5%	
5. CALAVERAS	07/24/07	07/26/07	08/31/07	1,238	500	402	97	1	992	80.1%	
6. COLUSA	07/23/07	07/23/07	08/14/07	238	238	164	74	2	164	68.9%	
7. CONTRA COSTA	07/30/07	08/08/07	08/31/07*	41,161	1,235	884	352	0	29,463	71.6%	
8. DEL NORTE	07/23/07	07/26/07	08/13/07	18	18	9	9	0	9	50.0%	
9. EL DORADO	07/23/07	07/26/07	08/15/07	3,225	500	426	74	0	2,748	85.2%	
10. FRESNO	07/30/07	08/02/07	08/20/07	49,170	1,475	1,089	386	2	34,147	69.4%	
11. GLENN	07/23/07	07/24/07	08/13/07	169	169	131	38	1	131	77.5%	
12. HUMBOLDT	07/24/07	08/30/07	08/30/07	1,107	500	376	124	2	827	74.7%	
13. IMPERIAL	07/24/07	07/24/07	08/01/07	120	120	85	35	0	85	70.8%	
14. INYO	07/26/07	08/17/07	08/17/07	147	147	120	27	0	120	81.6%	
15. KERN	07/30/07	08/08/07	08/17/07	19,798	594	396	198	0	13,199	66.7%	
16. KINGS	07/23/07	07/27/07	08/30/07	1,835	550	401	149	2	1,322	72.1%	
17. LAKE	07/23/07	07/24/07	08/21/07	117	117	91	26	0	91	77.8%	
18. LASSEN	07/23/07	07/23/07	08/08/07	37	37	29	8	0	29	78.4%	
19. LOS ANGELES	07/27/07	08/13/07	08/31/07	264,463	7,934	5,584	2,350	16	168,887	63.9%	
20. MADERA	07/31/07	08/07/07	09/04/07	3,832	500	373	127	3	2,705	70.6%	
21. MARIN	07/23/07	07/24/07	08/30/07	1,624	500	402	98	7	1,255	77.3%	
22. MARIPOSA	07/23/07	07/27/07	08/07/07	358	358	278	80	4	278	77.7%	
23. MENDOCINO	07/23/07	07/23/07	08/30/07	151	151	112	39	3	112	74.2%	
24. MERCED	07/23/07	07/25/07	07/27/07	1,943	500	385	115	3	1,462	75.3%	
25. MODOC	07/24/07	07/30/07	07/30/07	26	26	24	2	0	24	92.3%	
26. MONO	08/01/07	08/30/07	09/04/07	25	25	25	0	0	25	100.0%	
27. MONTEREY	07/23/07	07/27/07	08/17/07	4,421	500	370	130	1	3,202	72.4%	
28. NAPA	07/23/07	07/26/07	08/23/07	3,200	600	402	98	2	2,504	78.2%	
29. NEVADA	07/31/07	08/15/07	08/28/07	3,342	500	392	108	2	2,544	76.1%	
30. ORANGE	07/30/07	08/06/07	08/21/07	85,784	2,574	2,020	554	5	61,934	72.2%	
31. PLACER	07/31/07	08/01/07	08/09/07	4,330	500	408	92	3	3,334	77.0%	
32. PLUMAS	07/23/07	08/13/07	08/13/07	46	46	34	12	0	34	73.9%	
33. RIVERSIDE	07/30/07	08/03/07	08/31/07*	55,322	1,660	1,264	396	0	42,125	76.1%	
34. SACRAMENTO	07/30/07	08/07/07	08/30/07	46,766	1,403	1,006	397	3	30,300	64.8%	
35. SAN BENITO	07/23/07	07/25/07	08/17/07	292	292	219	73	4	219	75.0%	
36. SAN BERNARDINO	07/30/07	08/07/07	08/31/07*	82,763	2,483	1,791	692	7	52,154	63.0%	
37. SAN DIEGO	07/30/07	08/06/07	08/17/07	131,001	3,930	3,123	807	10	93,323	71.2%	
38. SAN FRANCISCO	07/30/07	08/01/07	08/15/07	33,616	1,008	762	246	1	24,333	72.4%	
39. SAN JOAQUIN	07/31/07	08/09/07	08/17/07	16,068	500	361	139	0	11,601	72.2%	
40. SAN LUIS OBISPO	07/31/07	08/03/07	08/29/07	2,808	500	398	102	0	2,235	79.6%	
41. SAN MATEO	07/31/07	08/02/07	08/28/07	8,260	500	382	118	1	6,054	73.3%	
42. SANTA BARBARA	07/30/07	08/07/07	09/04/07	5,607	500	412	88	2	4,391	78.3%	
43. SANTA CLARA	07/31/07	08/06/07	08/15/07	30,026	901	731	170	0	24,361	81.1%	
44. SANTA CRUZ	07/31/07	08/07/07	08/30/07	15,507	500	391	109	0	12,126	78.2%	
45. SHASTA	07/23/07	08/01/07	08/27/07	3,598	500	405	95	3	2,781	77.3%	
46. SIERRA	07/23/07	07/25/07	07/25/07	18	19	14	5	0	14	73.7%	
47. SISKIYOU	07/23/07	07/23/07	08/27/07	2,219	500	417	83	4	1,790	80.6%	
48. SOLANO	07/31/07	07/31/07	08/21/07	11,318	500	354	146	1	7,523	66.5%	
49. SONOMA	07/31/07	08/02/07	08/10/07	10,493	500	394	106	1	7,849	74.8%	
50. STANISLAUS	07/30/07	08/13/07	08/26/07	26,496	795	615	180	1	19,419	73.3%	
51. SUTTER	07/23/07	08/13/07	08/22/07	1,747	500	403	97	4	1,373	78.6%	
52. TEHAMA	07/23/07	07/25/07	08/27/07	1,814	500	420	80	0	1,524	84.0%	
53. TRINITY	07/24/07	08/30/07	08/30/07	127	127	104	23	0	104	81.9%	
54. TULARE	08/01/07	08/07/07	08/24/07	9,996	500	381	119	1	7,237	72.4%	
55. TUOLUMNE	07/23/07	07/24/07	08/30/07	2,297	500	402	98	1	1,830	79.7%	
56. VENTURA	07/30/07	08/07/07	08/14/07	110% = 763,790	31,438	943	173	3	22,435	71.4%	
57. YOLO	07/23/07	07/23/07	08/15/07	100% = 694,364	2,022	500	359	141	1,390	68.8%	
58. YUBA	07/23/07	07/23/07	08/21/07	95% = 659,637	1,862	500	370	130	1,317	70.7%	
*Amended Random Sample											
TOTAL				1,105,511	45,132	34,109	11,023	125	764,747	69.18%	

For questions regarding this spreadsheet please contact
Secretary of State/ Elections Division 916.657.2166
11/05/2009 12:57 PM

1248. Government Acquisition, Regulation of Private Property. Constitutional Amendment.

COUNTY	PETITION	SOS	SOS	RANDOM			VALID			VALID OR	
	FILED	REC'D	REC'D	RAW	SAMPLE/	VALID	INVALID	DUP.	PROJ.	VALID	%
	W/COUNTY	RAW	RANDOM	COUNT	FULL CHECK	SIGS.					
1. ALAMEDA	11/21/07	12/10/07	01/10/08	42,392	1,272	880	392	4	25,018	59.0%	
2. ALPINE	11/21/07	12/20/07	12/20/07	6	6	6	0	0	6	0.0%	
3. AMADOR	11/21/07	11/30/07	12/12/07	1,753	500	407	93	1	1,418	80.9%	
4. BUTTE	11/21/07	12/03/07	12/18/07	13,420	500	371	129	0	9,958	74.2%	
5. CALAVERAS	11/21/07	12/03/07	12/03/07	1,774	500	407	93	1	1,435	80.9%	
6. COLUSA	11/21/07	11/30/07	12/31/07	356	356	275	81	2	275	77.2%	
7. CONTRA COSTA	11/26/07	11/30/07	12/06/07	26,889	807	575	232	1	18,082	67.2%	
8. DEL NORTE	11/21/07	11/28/07	12/10/07	266	266	172	94	0	172	64.7%	
9. EL DORADO	11/21/07	11/30/07	12/13/07	7,043	500	429	71	1	5,859	83.2%	
10. FRESNO	11/21/07	11/29/07	12/21/07	51,542	1,546	1,153	393	6	31,971	62.0%	
11. GLENN	11/21/07	11/27/07	12/21/07	958	500	429	71	6	811	84.7%	
12. HUMBOLDT	11/21/07	12/03/07	01/17/08	1,074	500	360	140	2	768	71.5%	
13. IMPERIAL	11/21/07	11/28/07	01/17/08	2,239	500	292	208	0	1,308	58.4%	
14. INYO	11/21/07	11/27/07	12/11/07	922	500	407	93	3	748	80.9%	
15. KERN	11/21/07	12/05/07	12/21/07	26,052	782	545	237	1	17,080	65.6%	
16. KINGS	11/21/07	12/03/07	12/08/07	5,826	500	357	143	3	3,787	65.0%	
17. LAKE	11/21/07	11/27/07	12/18/07	2,786	500	365	135	3	1,957	70.3%	
18. LASSEN	11/21/07	11/21/07	12/21/07	932	500	426	74	1	792	85.0%	
19. LOS ANGELES	11/20/07	11/30/07	01/14/08	287,056	8,612	6,383	2,229	23	187,972	65.5%	
20. MADERA	11/21/07	12/03/07	12/17/07	4,197	500	386	114	5	2,930	69.8%	
21. MARIN	11/21/07	11/29/07	12/03/07	1,480	500	409	91	1	1,205	81.4%	
22. MARIPOSA	11/21/07	12/05/07	12/21/07	480	480	353	127	15	353	73.5%	
23. MENDOCINO	11/21/07	11/27/07	12/14/07	2,453	500	374	126	1	1,816	74.0%	
24. MERCED	11/21/07	12/03/07	12/06/07	5,704	500	374	126	2	4,029	70.6%	
25. MODOC	11/19/07	12/24/07	12/24/07	155	155	108	47	0	108	69.7%	
26. MONO	11/21/07	12/24/07		212					0	0.0%	
27. MONTEREY	11/21/07	11/28/07	12/31/07	8,165	500	357	143	2	5,329	65.3%	
28. NAPA	11/26/07	12/11/07	12/12/07	5,491	500	404	96	3	4,108	74.8%	
29. NEVADA	11/21/07	11/27/07	12/27/07	4,551	500	440	60	3	3,784	83.1%	
30. ORANGE	11/26/07	12/05/07	01/15/08	77,179	2,315	1,796	519	5	54,486	70.6%	
31. PLACER	11/21/07	11/26/07	11/28/07	9,197	500	404	96	1	7,111	77.3%	
32. PLUMAS	11/21/07	12/14/07	12/14/07	443	443	352	91	0	352	79.5%	
33. RIVERSIDE	11/26/07	11/29/07	12/21/07	60,442	1,813	1,338	475	7	37,060	61.3%	
34. SACRAMENTO	11/21/07	12/03/07	12/28/07	46,214	1,386	999	387	3	30,075	65.1%	
35. SAN BENITO	11/21/07	12/05/07	12/17/07	1,771	500	378	124	5	1,287	72.7%	
36. SAN BERNARDINO	11/21/07	11/30/07	12/28/07	65,879	1,970	1,450	520	1	47,264	72.0%	
37. SAN DIEGO	11/26/07	11/30/07	12/17/07	133,648	4,009	3,311	698	9	100,877	75.3%	
38. SAN FRANCISCO	11/21/07	11/30/07	12/13/07	9,421	500	368	132	2	6,261	66.5%	
39. SAN JOAQUIN	11/26/07	12/03/07	12/12/07	29,540	888	633	253	1	20,026	67.8%	
40. SAN LUIS OBISPO	11/21/07	12/03/07	12/24/07	23,502	705	525	180	1	16,424	69.9%	
41. SAN MATEO	11/21/07	11/28/07	01/16/08	3,794	500	388	112	1	2,894	76.3%	
42. SANTA BARBARA	11/26/07	11/27/07	01/09/08	8,536	500	384	116	0	6,556	76.8%	
43. SANTA CLARA	11/26/07	12/04/07	12/10/07	27,056	812	627	185	2	18,738	69.3%	
44. SANTA CRUZ	11/21/07	11/28/07	12/18/07	7,612	500	382	118	2	5,382	70.7%	
45. SHASTA	11/21/07	12/03/07	12/14/07	7,273	500	399	101	0	5,804	79.8%	
46. SIERRA									0	0.0%	
47. SISKIYOU	11/21/07	11/28/07	01/03/08	3,168	1,023	807	216	28	2,317	73.1%	
48. SOLANO	11/21/07	11/27/07	12/10/07	15,091	500	378	122	2	9,647	63.9%	
49. SONOMA	11/21/07	11/27/07	12/04/07	10,209	500	415	85	2	7,681	75.2%	
50. STANISLAUS	11/26/07	11/26/07	12/21/07	18,910	567	444	123	0	14,808	78.3%	
51. SUTTER	11/21/07	11/30/07	12/13/07	2,692	500	358	142	3	1,857	69.0%	
52. TEHAMA	11/21/07	11/28/07	12/14/07	2,795	500	337	163	2	1,833	65.6%	
53. TRINITY	11/21/07	11/28/07		194					0	0.0%	
54. TULARE	11/26/07	12/03/07	12/21/07	11,636	500	368	132	0	8,564	73.6%	
55. TUOLUMNE	11/21/07	11/29/07	12/04/07	3,686	500	395	105	4	2,724	73.9%	
56. VENTURA	11/26/07	12/06/07	12/04/07	30,971	929	737	192	1	23,492	75.9%	
57. YOLO	11/21/07	11/26/07	11/30/07	5,522	500	349	151	1	3,743	67.8%	
58. YUBA	11/21/07	11/26/07	12/18/07	3,231	500	332	168	4	2,004	62.0%	
TOTAL				1,125,586	47,640	36,096	11,544	177	772,143	68.62%	

For questions regarding this spreadsheet please contact:
 Secretary of State | Elections Division 916.657.2166
 11/05/2009 1:00 PM

1251. Eminent Domain. Acquisition of Owner-Occupied Residence. Constitutional Amendment.

COUNTY	PETITION	SOS	SOS	RANDOM			VALID			VALID OR	
	FILED	REC'D	REC'D	RAW	SAMPLE/	VALID	INVALID	DUP.	PROJ.	VALID	%
	W/COUNTY	RAW	RANDOM	COUNT	FULL CHECK	SIGS.					
1. ALAMEDA	11/28/07	12/10/07	01/10/08	44,238	1,327	1,027	300	4	29,925	67.6%	
2. ALPINE	11/30/07	12/20/07	12/20/07	8	8	7	1	0	7	87.5%	
3. AMADOR	11/30/07	12/06/07	12/13/07	962	500	410	90	4	782	81.3%	
4. BUTTE	11/29/07	12/07/07	01/03/08	13,268	500	375	125	0	9,951	75.0%	
5. CALAVERAS	11/30/07	12/05/07	12/05/07	1,024	500	415	85	0	850	83.0%	
6. COLUSA	11/30/07	11/30/07	12/28/07	174	174	109	65	2	109	62.6%	
7. CONTRA COSTA	11/28/07	12/05/07	12/10/07	36,376	1,091	849	242	2	26,151	71.9%	
8. DEL NORTE	11/30/07	12/05/07	12/13/07	26	26	20	6	0	20	76.9%	
9. EL DORADO	11/30/07	12/08/07	12/13/07	5,816	500	413	87	3	4,433	76.2%	
10. FRESNO	11/29/07	12/06/07	01/07/08	44,371	1,328	995	333	2	31,079	70.0%	
11. GLENN	12/03/07	12/06/07	12/24/07	404	404	315	89	7	315	78.0%	
12. HUMBOLDT	11/30/07	12/03/07		716					0	0.0%	
13. IMPERIAL	11/30/07	12/06/07	01/22/08	1,433	500	340	160	0	974	68.0%	
14. INYO	11/30/07	12/04/07	12/20/07	947	500	408	92	4	766	80.9%	
15. KERN	11/29/07	12/10/07	01/12/08	23,000	690	467	223	2	13,411	58.3%	
16. KINGS	11/30/07	12/10/07	12/20/07	4,484	500	365	135	2	3,130	69.8%	
17. LAKE	11/30/07	12/03/07	12/18/07	3,105	500	380	120	1	2,327	75.0%	
18. LASSEN	11/30/07	12/04/07	12/26/07	59	59	44	15	0	44	74.8%	
19. LOS ANGELES	11/29/07	12/07/07	01/14/08	265,916	7,977	5,986	1,991	11	187,688	70.6%	
20. MADERA	11/30/07	12/10/07	01/04/08	4,583	500	399	101	5	3,283	71.6%	
21. MARIN	11/29/07	12/04/07	12/11/07	5,602	500	424	76	0	4,750	84.8%	
22. MARIPOSA	11/30/07	12/05/07	12/24/07	423	423	332	91	8	332	78.5%	
23. MENDOCINO	11/30/07	11/30/07	12/14/07	1,724	500	374	126	1	1,281	74.3%	
24. MERCED	11/30/07	12/10/07	12/14/07	6,011	500	386	114	0	4,640	77.2%	
25. MODOC	11/26/07	12/24/07	12/24/07	41	41	31	10	1	31	75.6%	
26. MONO									0	0.0%	
27. MONTEREY	11/30/07	12/06/07	01/09/08	12,573	500	341	159	2	7,360	58.5%	
28. NAPA	11/30/07	12/11/07	12/17/05	6,080	500	402	98	1	4,753	78.2%	
29. NEVADA	11/30/07	12/04/07	01/07/08	4,365	500	405	95	0	3,536	81.0%	
30. ORANGE	11/30/07	12/12/07	01/23/08	68,950	2,069	1,650	419	0	54,987	79.7%	
31. PLACER	11/30/07	12/03/07	12/06/07	14,435	500	416	84	0	12,010	83.2%	
32. PLUMAS	11/30/07	12/21/07	12/21/07	94	94	75	19	0	75	79.8%	
33. RIVERSIDE	11/29/07	12/06/07	01/14/08	60,999	1,830	1,397	433	1	45,488	74.6%	
34. SACRAMENTO	11/28/07	12/07/07	01/02/08	52,992	1,590	1,139	451	1	36,883	69.6%	
35. SAN BENITO	11/30/07	12/11/07	12/19/07	2,327	500	375	125	5	1,660	71.3%	
36. SAN BERNARDINO	11/29/07	12/04/07	12/328/07	72,091	2,163	1,698	465	6	50,128	69.5%	
37. SAN DIEGO	11/29/07	12/05/07	12/26/07	97,255	2,918	2,387	531	2	77,402	79.6%	
38. SAN FRANCISCO	11/28/07	11/30/07	12/18/07	20,086	603	460	143	1	14,246	70.9%	
39. SAN JOAQUIN	11/28/07	12/04/07	12/12/07	15,234	500	370	130	0	11,273	74.0%	
40. SAN LUIS OBISPO	11/30/07	12/07/07	01/08/08	20,262	608	470	138	0	15,663	77.3%	
41. SAN MATEO	11/29/07	12/06/07	01/18/08	11,859	500	418	82	0	9,914	83.6%	
42. SANTA BARBARA	11/29/07	12/04/07	01/04/08	8,840	500	383	117	1	6,477	73.3%	
43. SANTA CLARA	11/28/07	12/04/07	12/12/07	40,590	1,218	983	235	5	27,372	67.4%	
44. SANTA CRUZ	11/29/07	12/06/07	12/21/07	12,891	500	381	119	0	9,823	76.2%	
45. SHASTA	11/30/07	12/12/07	01/03/08	6,242	500	407	93	2	4,794	76.8%	
46. SIERRA	11/30/07	12/14/07	12/14/07	17	17	17	0	0	17	100.0%	
47. SISKIYOU	11/30/07	12/04/07	12/13/07	2,741	914	716	198	10	2,087	76.1%	
48. SOLANO	11/28/07	11/29/07	12/13/07	15,779	500	360	140	1	10,397	65.9%	
49. SONOMA	11/28/07	12/13/07	12/13/07	12,056	500	423	77	2	9,085	75.4%	
50. STANISLAUS	11/29/07	11/29/07	01/07/08	18,030	541	420	121	2	11,843	65.7%	
51. SUTTER	11/30/07	12/06/07	12/12/07	2,259	500	374	126	1	1,674	74.1%	
52. TEHAMA	11/30/07	12/08/07	12/26/07	1,562	500	341	159	3	1,045	66.9%	
53. TRINITY	11/30/07	12/05/07	12/12/07	176	176	141	35	0	141	80.1%	
54. TULARE	11/30/07	12/14/07	12/21/07	11,391	500	377	123	0	8,589	75.4%	
55. TUOLUMNE	11/30/07	12/03/07	12/10/07	2,816	500	392	108	4	2,103	74.7%	
56. VENTURA	11/29/07	12/11/07	12/11/07	34,965	1,049	809	240	4	22,655	64.8%	
57. YOLO	11/30/07	12/12/07	12/12/07	4,344	500	358	142	2	2,977	68.5%	
58. YUBA	11/30/07	12/03/07	01/02/07	2,357	500	361	139	6	1,597	67.7%	
TOTAL				1,101,369	44,338	34,117	10,221	121	794,335	72.17%	

For questions regarding this spreadsheet please contact:
 Secretary of State| Elections Division 916.657.2166
 11/05/2009 1:00 PM

1258. Referendum Petition to Overturn Amendment to Indian Gaming Compact

COUNTY	PETITION	SOS	SOS	RANDOM			VALID			VALID OR	
	FILED	REC'D	REC'D	RAW	SAMPLE/	VALID	NOT	NOT	DUP.	PROJ. VALID	%
	W/COUNTY	RAW	RANDOM	COUNT	FULL COUNT	SIGS.	SUFF.				
1. ALAMEDA	10/08/07	10/24/07	11/19/07	34,399	1,032	797	235	0		26,566	77.2%
2. ALPINE	10/05/07	10/12/07	10/12/07	1	1	1	0	0		1	100.0%
3. AMADOR	10/04/07	10/10/07	10/25/07	743	500	422	78	1		626	84.3%
4. BUTTE	10/04/07	10/12/07	10/29/07	4,885	500	382	118	1		3,646	74.6%
5. CALAVERAS	10/04/07	10/15/07	10/26/07	653	500	404	95	1		527	80.7%
6. COLUSA	10/05/07	10/09/07	11/06/07	114	114	75	39	0		75	65.8%
7. CONTRA COSTA	10/08/07	10/15/07	10/26/07	34,929	1,048	797	251	1		25,486	73.0%
8. DEL NORTE	10/05/07	10/12/07	10/30/07	246	246	146	99	1		146	59.3%
9. EL DORADO	10/05/07	10/11/07	10/19/07	4,632	500	429	71	0		3,974	85.8%
10. FRESNO	10/05/07	10/17/07	11/13/07	26,544	795	609	186	2		18,171	68.5%
11. GLENN	10/05/07	10/15/07	10/24/07	442	442	375	67	3		375	84.8%
12. HUMBOLDT	10/04/07	10/12/07	11/16/07	1,552	500	331	168	1		1,021	65.8%
13. IMPERIAL	10/05/07	10/06/07	11/08/07	37	37	12	25	0		12	32.4%
14. INYO	10/05/07	10/15/07	10/15/07	65	65	49	16	0		49	75.4%
15. KERN	10/05/07	10/15/07	11/05/07	7,621	500	345	155	1		5,041	66.2%
16. KINGS	10/05/07	10/15/07	11/01/07	3,892	500	297	203	0		2,312	59.4%
17. LAKE	10/04/07	10/15/07		1,668						0	0.0%
18. LASSEN	10/04/07	10/09/07	11/08/07	739	500	399	101	1		589	79.7%
19. LOS ANGELES	10/05/07	10/18/07	11/09/07	175,408	5,262	3,849	1,413	8		119,683	68.2%
20. MADERA	10/04/07	10/17/07	11/05/07	1,984	500	396	104	1		1,560	78.6%
21. MARIN	10/04/07	10/15/07	10/18/07	2,658	500	397	103	3		2,042	76.8%
22. MARIPOSA	10/05/07	10/15/07	10/23/07	146	146	109	37	3		109	74.7%
23. MENDOCINO	10/04/07	10/09/07	11/08/07	2,670	500	368	130	2		1,919	71.9%
24. MERCED	10/04/07	10/16/07	10/16/07	1,317	500	365	135	0		961	73.0%
25. MODOC	10/05/07	10/12/07	10/12/07	9	9	7	2	0		7	77.8%
26. MONO	10/08/07	10/29/07	10/29/07	15	15	11	4	0		11	73.3%
27. MONTEREY	10/05/07	10/10/07	11/02/07	6,761	500	377	123	1		4,928	72.9%
28. NAPA	10/05/07	10/10/07	11/09/07	4,464	500	443	57	3		3,743	83.8%
29. NEVADA	10/04/07	10/05/07	10/25/07	1,557	500	412	88	0		1,283	82.4%
30. ORANGE	10/05/07	10/17/07	11/13/07	56,499	1,695	1,333	362	2		42,277	74.8%
31. PLACER	10/05/07	10/08/07	10/16/07	4,479	500	365	135	2		3,127	69.8%
32. PLUMAS	10/05/07	10/22/07	10/30/07	300	300	242	58	0		242	80.7%
33. RIVERSIDE	10/05/07	10/18/07	10/30/07	31,133	934	639	295	1		20,222	65.0%
34. SACRAMENTO	10/05/07	10/17/07	11/16/07	26,237	787	538	249	1		16,858	64.3%
35. SAN BENITO	10/04/07	10/12/07	10/29/07	1,601	500	379	121	3		1,192	74.5%
36. SAN BERNARDINO	10/05/07	10/15/07	11/02/07	37,087	1,113	841	272	1		26,946	72.7%
37. SAN DIEGO	10/08/07	10/17/07	11/05/07	79,134	2,374	1,849	525	2		59,478	75.2%
38. SAN FRANCISCO	10/05/07	10/10/07	11/15/07	10,343	500	369	131	0		7,633	73.8%
39. SAN JOAQUIN	10/08/07	10/15/07	10/31/07	17,392	522	340	182	2		9,175	52.8%
40. SAN LUIS OBISPO	10/05/07	10/22/07	11/13/07	7,789	500	380	120	1		5,693	73.1%
41. SAN MATEO	10/05/07	10/11/07	11/19/07	7,373	500	408	92	2		5,611	76.1%
42. SANTA BARBARA	10/08/07	10/11/07	11/07/07	4,628	500	381	119	0		3,527	76.2%
43. SANTA CLARA	10/05/07	10/10/07	10/26/07	24,048	721	562	159	0		18,745	77.9%
44. SANTA CRUZ	10/05/07	10/22/07	11/02/07	10,632	500	395	105	0		8,399	79.0%
45. SHASTA	10/04/07	10/12/07	11/01/07	2,221	500	369	131	0		1,639	73.8%
46. SIERRA	10/05/07	10/18/07	10/18/07	5	5	1	4	0		1	20.0%
47. SISKIYOU	10/04/07	10/09/07	10/30/07	956	500	378	122	1		721	75.4%
48. SOLANO	10/05/07	10/11/07	10/29/07	12,328	500	349	151	1		8,022	65.1%
49. SONOMA	10/05/07	10/12/07	10/22/07	13,422	500	426	74	0		11,436	85.2%
50. STANISLAUS	10/08/07	10/23/07	10/31/07	8,216	500	379	121	0		6,228	75.8%
51. SUTTER	10/04/07	10/12/07	10/17/07	1,277	500	379	121	3		956	74.9%
52. TEHAMA	10/04/07	10/11/07	10/24/07	1,950	500	285	215	2		1,089	55.8%
53. TRINITY	10/05/07	10/18/07	10/18/07	28	28	17	11	0		17	60.7%
54. TULARE	10/05/07	10/12/07	10/29/07	5,103	500	367	133	0		3,746	73.4%
55. TUOLUMNE	10/04/07	10/09/07	10/22/07	1,484	500	401	99	1		1,184	79.8%
56. VENTURA	10/08/07	10/17/07	11/16/07	15,764	500	383	117	0		12,075	76.6%
57. YOLO	10/05/07	10/15/07	10/23/07	2,224	500	359	141	3		1,551	69.7%
58. YUBA	10/04/07	10/08/07	11/05/07	1,779	500	347	153	4		1,198	67.4%
TOTAL:				705,583	34,691	26,065	8,621	66		503,851	71.58%

For questions regarding this spreadsheet please contact:
 Secretary of State| Elections Division 916.657.2166
 11/05/2009 12:59 PM

1259. Referendum Petition to Overturn Amendment to Indian Gaming Compact

COUNTY	PETITION	SOS	SOS	RANDOM			VALID	NOT	DUP.	VALID OR		%
	FILED	REC'D	REC'D	RAW	SAMPLE/	FULL				SIGS.	SUFF.	
	W/COUNTY	RAW	RANDOM	COUNT	COUNT	COUNT						
1. ALAMEDA	10/08/07	10/24/07	11/19/07	34,168	1,025	745	280	0	24,834	72.7%		
2. ALPINE	10/05/07	10/12/07	10/12/07	1	1	1	0	0	1	100.0%		
3. AMADOR	10/04/07	10/10/07	10/26/07	743	500	404	96	0	600	80.8%		
4. BUTTE	10/04/07	10/12/07	10/29/07	4,867	500	400	100	0	3,894	80.0%		
5. CALAVERAS	10/04/07	10/15/07	10/26/07	613	500	415	83	2	508	82.9%		
6. COLUSA	10/05/07	10/12/07	11/06/07	107	107	72	35	0	72	67.3%		
7. CONTRA COSTA	10/08/07	10/15/07	11/01/07	34,690	1,041	778	263	0	25,926	74.7%		
8. DEL NORTE	10/05/07	10/12/07	10/30/07	245	245	150	94	1	150	61.2%		
9. EL DORADO	10/05/07	10/11/07	10/19/07	4,490	500	437	63	2	3,781	84.2%		
10. FRESNO	10/05/07	10/17/07	11/13/07	26,224	787	542	245	3	14,829	56.5%		
11. GLENN	10/05/07	10/17/07	10/26/07	448	448	378	70	3	378	84.4%		
12. HUMBOLDT	10/04/07	10/12/07	11/16/07	1,512	500	348	152	0	1,052	69.6%		
13. IMPERIAL	10/05/07	10/06/07	11/08/07	25	25	14	11	0	14	56.0%		
14. INYO	10/05/07	10/15/07	10/15/07	67	67	48	19	0	48	71.6%		
15. KERN	10/05/07	10/15/07	11/05/07	7,491	500	359	141	0	5,379	71.8%		
16. KINGS	10/05/07	10/15/07	11/01/07	3,860	500	308	192	0	2,378	61.6%		
17. LAKE	10/04/07	11/19/07		1,694					0	0.0%		
18. LASSEN	10/04/07	10/09/07	11/08/07	747	500	413	87	3	615	82.3%		
19. LOS ANGELES	10/05/07	10/18/07	11/09/07	172,814	5,184	3,754	1,430	0	125,143	72.4%		
20. MADERA	10/04/07	10/17/07	11/05/07	1,896	500	370	130	4	1,361	71.8%		
21. MARIN	10/04/07	10/10/07	10/18/07	2,597	500	420	80	1	2,160	83.2%		
22. MARIPOSA	10/02/07	10/12/07	10/25/07	128	128	95	33	3	95	74.2%		
23. MENDOCINO	10/04/07	10/09/07	11/08/07	2,619	500	408	89	3	2,071	79.1%		
24. MERCED	10/04/07	10/16/07	10/16/07	679	500	330	170	2	447	65.9%		
25. MODOC	10/05/07	10/19/07	10/19/07	9	9	7	2	0	7	77.8%		
26. MONO	10/08/07	10/29/07	10/29/07	13	13	10	3	0	10	76.9%		
27. MONTEREY	10/05/07	10/10/07	11/02/07	6,726	500	375	125	1	4,877	72.5%		
28. NAPA	10/05/07	10/10/07	11/09/07	4,469	500	414	86	0	3,700	82.8%		
29. NEVADA	10/04/07	10/05/07	10/25/07	1,473	500	410	90	0	1,208	82.0%		
30. ORANGE	10/05/07	10/17/07	11/05/07	55,773	1,673	1,317	356	1	42,827	76.8%		
31. PLACER	10/05/07	10/08/07	10/16/07	4,450	500	394	106	0	3,507	78.8%		
32. PLUMAS	10/05/07	10/22/07	11/05/07	301	301	237	64	0	237	78.7%		
33. RIVERSIDE	10/05/07	10/18/07	11/02/07	30,648	919	641	278	0	21,376	69.7%		
34. SACRAMENTO	10/05/07	10/17/07	11/16/07	26,200	786	553	233	2	16,278	62.1%		
35. SAN BENITO	10/04/07	10/12/07	11/07/07	1,588	500	388	112	2	1,218	76.7%		
36. SAN BERNARDINO	10/05/07	10/15/07	11/02/07	36,017	1,081	789	292	2	24,135	67.0%		
37. SAN DIEGO	10/08/07	10/17/07	11/05/07	79,306	2,379	1,856	523	5	56,482	71.2%		
38. SAN FRANCISCO	10/05/07	10/10/07	11/15/07	10,026	500	385	115	0	7,720	77.0%		
39. SAN JOAQUIN	10/08/07	10/15/07	10/31/07	17,337	520	335	185	2	9,013	52.0%		
40. SAN LUIS OBISPO	10/05/07	10/16/07	11/09/07	7,603	500	370	130	0	5,628	74.0%		
41. SAN MATEO	10/05/07	10/11/07	11/19/07	7,378	500	408	92	0	6,020	81.6%		
42. SANTA BARBARA	10/08/07	10/11/07	11/07/07	4,726	500	372	128	0	3,516	74.4%		
43. SANTA CLARA	10/05/07	10/10/07	10/25/07	23,749	712	577	135	0	19,246	81.0%		
44. SANTA CRUZ	10/05/07	10/12/07	11/02/07	10,730	500	404	96	0	8,670	80.8%		
45. SHASTA	10/04/07	10/12/07	10/31/07	1,958	500	367	133	0	1,437	73.4%		
46. SIERRA	10/05/07	10/18/07	10/18/07	4	4	1	3	0	1	25.0%		
47. SISKIYOU	10/04/07	10/09/07	10/30/07	960	500	382	118	2	730	76.0%		
48. SOLANO	10/05/07	10/10/07	10/29/07	11,903	500	363	137	0	8,642	72.6%		
49. SONOMA	10/05/07	10/11/07	10/23/07	13,297	500	427	73	0	11,356	85.4%		
50. STANISLAUS	10/08/07	10/23/07	10/31/07	8,288	500	375	125	0	6,216	75.0%		
51. SUTTER	10/04/07	10/16/07	10/26/07	1,070	500	408	92	2	868	81.1%		
52. TEHAMA	10/04/07	10/12/07	10/25/07	2,144	500	295	205	0	1,265	59.0%		
53. TRINITY	10/05/07	10/18/07	10/18/07	29	29	18	11	1	18	62.1%		
54. TULARE	10/05/07	10/12/07	10/29/07	5,038	500	360	140	0	3,627	72.0%		
55. TUOLUMNE	10/04/07	10/09/07	10/22/07	1,465	500	420	80	1	1,225	83.6%		
56. VENTURA	10/08/07	10/17/07	10/18/07	15,522	500	407	93	1	11,702	75.4%		
57. YOLO	10/05/07	10/22/07	10/23/07	2,211	500	366	134	1	1,603	72.5%		
58. YUBA	10/04/07	10/08/07	11/05/07	1,790	500	342	158	5	1,178	65.8%		
TOTAL:				696,924	34,484	25,962	8,516	55	501,276	72.10%		

For questions regarding this spreadsheet please contact:
 Secretary of State| Elections Division 916.657.2166
 11/05/2009 12:58 PM

1260. Referendum Petition to Overturn Amendment to Indian Gaming Compact.

COUNTY	PETITION	SOS	SOS	RAW	RANDOM			VALID OR			%
	FILED	REC'D	REC'D		RAW	SAMPLE/	VALID	NOT	NOT	VALID OR	
	W/COUNTY	RAW	RANDOM	COUNT	FULL COUNT	SIGS.	SUFF.	DUP.	PROJ. VALID		
1. ALAMEDA	10/08/07	10/24/07	11/19/07	34,238		1,027	737	287	3	21,336	62.3%
2. ALPINE	10/05/07	10/12/07	10/12/07	1	Random Notice:	1	1	0	0	1	100.0%
3. AMADOR	10/04/07	10/10/07	10/25/07	747		500	418	82	0	624	83.6%
4. BUTTE	10/04/07	10/12/07	10/30/07	4,905	Random Due:	500	392	108	0	3,846	78.4%
5. CALAVERAS	10/04/07	10/15/07	10/26/07	701	12/03/07	500	408	89	3	570	81.4%
6. COLUSA	10/05/07	10/09/07	11/06/07	110		110	76	34	0	76	69.1%
7. CONTRA COSTA	10/08/07	10/31/07	10/31/07	34,885		1,047	776	271	1	24,779	71.0%
8. DEL NORTE	10/05/07	10/12/07	10/31/07	239		239	145	93	1	145	60.7%
9. EL DORADO	10/05/07	10/11/07	10/19/07	4,558		500	427	73	1	3,819	83.8%
10. FRESNO	10/05/07	10/17/07	11/13/07	26,483		794	580	214	0	19,345	73.0%
11. GLENN	10/05/07	10/15/07	10/30/07	453		453	379	74	3	379	83.7%
12. HUMBOLDT	10/04/07	10/12/07	11/16/07	1,554		500	314	184	2	963	62.0%
13. IMPERIAL	10/05/07	10/06/07	11/08/07	23		23	12	11	0	12	52.2%
14. INYO	10/05/07	10/15/07	10/15/07	68		68	49	16	0	49	72.1%
15. KERN	10/05/07	10/15/07	11/05/07	7,480		500	371	129	1	5,341	71.4%
16. KINGS	10/05/07	10/15/07	11/01/07	3,518		500	299	201	1	2,061	58.6%
17. LAKE	10/04/07	10/15/07		1,704						0	0.0%
18. LASSEN	10/04/07	10/09/07	11/08/07	736		500	391	109	0	576	78.2%
19. LOS ANGELES	10/05/07	10/18/07	11/09/07	172,420		5,173	3,786	1,387	3	122,957	71.3%
20. MADERA	10/04/07	10/17/07	11/05/07	1,946		500	381	119	0	1,483	76.2%
21. MARIN	10/04/07	10/12/07	11/02/07	2,666		500	417	82	3	2,154	80.8%
22. MARIPOSA	10/05/07	10/15/07	11/01/07	142		142	105	37	3	105	73.9%
23. MENDOCINO	10/04/07	10/09/07	11/08/07	2,657		500	355	144	1	1,864	70.1%
24. MERCED	10/04/07	10/16/07	10/23/07	1,316		500	368	132	1	964	73.3%
25. MODOC	10/05/07	10/19/07	10/19/07	9		9	7	2	0	7	77.8%
26. MONO	10/08/07	10/29/07	10/29/07	14		14	11	3	0	11	78.6%
27. MONTEREY	10/05/07	10/10/07	11/02/07	8,693		500	378	122	0	5,060	75.6%
28. NAPA	10/05/07	10/10/07	11/09/07	4,447		500	428	72	0	3,807	85.6%
29. NEVADA	10/04/07	10/05/07	10/25/07	1,497		500	411	89	0	1,231	82.2%
30. ORANGE	10/05/07	10/16/07	11/13/07	55,827		1,675	1,304	371	0	43,462	77.9%
31. PLACER	10/05/07	10/08/07	10/16/07	3,036		500	367	113	1	2,319	76.4%
32. PLUMAS	10/05/07	10/22/07	10/24/07	297		297	244	53	0	244	82.2%
33. RIVERSIDE	10/05/07	10/18/07	11/13/07	30,499		915	597	318	0	19,899	65.2%
34. SACRAMENTO	10/05/07	10/17/07	11/16/07	25,999		780	578	202	0	19,266	74.1%
35. SAN BENITO	10/04/07	10/12/07	11/07/07	1,598		500	381	119	0	1,218	76.2%
36. SAN BERNARDINO	10/05/07	10/15/07	11/02/07	36,186		1,086	776	310	0	25,857	71.5%
37. SAN DIEGO	10/08/07	10/17/07	11/05/07	78,752		2,363	1,863	500	3	58,856	74.7%
38. SAN FRANCISCO	10/05/07	10/10/07	11/15/07	10,050		500	370	130	0	7,437	74.0%
39. SAN JOAQUIN	10/08/07	10/17/07	10/31/07	18,045		541	365	176	0	12,175	67.5%
40. SAN LUIS OBISPO	10/05/07	10/16/07	11/09/07	7,625		500	364	136	1	5,334	70.0%
41. SAN MATEO	10/05/07	10/11/07	11/19/07	7,336		500	423	77	0	6,206	84.6%
42. SANTA BARBARA	10/08/07	10/11/07	11/08/07	4,635		500	375	125	0	3,476	75.0%
43. SANTA CLARA	10/05/07	10/12/07	10/25/07	23,819		715	585	130	0	19,488	81.8%
44. SANTA CRUZ	10/05/07	10/12/07	11/02/07	10,800		500	401	99	0	8,662	80.2%
45. SHASTA	10/04/07	10/12/08	10/31/07	2,241		500	347	153	1	1,540	68.7%
46. SIERRA	10/05/07	10/18/07	10/18/07	4		4	1	3	0	1	25.0%
47. SISKIYOU	10/04/07	10/09/07	10/30/07	962		500	388	112	3	741	77.0%
48. SOLANO	10/05/07	10/10/07	10/29/07	11,860		500	351	149	0	8,326	70.2%
49. SONOMA	10/05/07	10/12/08	10/25/07	13,416		500	408	92	0	10,947	81.6%
50. STANISLAUS	10/08/07	10/23/07	10/31/07	7,733		500	370	130	0	5,722	74.0%
51. SUTTER	10/04/07	10/23/07	10/29/07	1,275		500	400	100	2	1,012	79.4%
52. TEHAMA	10/04/07	10/12/07	11/01/07	1,958		500	318	182	1	1,234	63.0%
53. TRINITY	10/05/07	10/18/07	10/18/07	27		27	18	9	0	18	66.7%
54. TULARE	10/05/07	10/12/08	10/29/07	5,217		500	338	162	0	3,527	67.6%
55. TUOLUMNE	10/04/07	10/09/07	10/22/07	1,476	RANGE:	500	411	89	0	1,213	82.2%
56. VENTURA	10/08/07	10/17/07	10/22/07	15,485	110% = 477,369	500	385	115	0	11,923	77.0%
57. YOLO	10/05/07	10/15/07	10/24/07	2,231	100% = 433,971	500	367	133	1	1,622	72.7%
58. YUBA	10/04/07	10/08/07	11/05/07	1,777	95% = 412,273	500	330	170	2	1,155	65.0%
TOTAL				696,376		34,503	25,867	8,622	42	506,444	72.90%

For questions regarding this spreadsheet please contact:
 Secretary of State| Elections Division 916.657.2166
 11/05/2009 12:58 PM

1261. Referendum Petition to Overturn Amendment to Indian Gaming Compact

COUNTY	PETITION	SOS	SOS	RANDOM	RAW	RANDOM	VALID	NOT	DUP.	VALID OR	%
	FILED	REC'D	REC'D								
	W/COUNTY	RAW	RANDOM			FULL COUNT					
1. ALAMEDA	10/08/07	10/24/07	11/19/07		32,855	986	713	273	0	23,758	72.3%
2. ALPINE	10/05/07	10/12/07	10/12/07	Random Notice:	2	2	1	1	0	1	50.0%
3. AMADOR	10/04/07	10/10/07	10/25/07	10/17/07	766	500	433	67	1	663	86.5%
4. BUTTE	10/04/07	10/12/07	10/31/07	Random Due:	4,903	500	404	96	0	3,962	80.8%
5. CALAVERAS	10/04/07	10/15/07	12/03/07		643					0	0.0%
6. COLUSA	10/05/07	10/12/07	11/06/07		124	124	79	45	0	79	63.7%
7. CONTRA COSTA	10/08/07	10/16/07	11/02/07		34,570	1,037	782	255	1	24,991	72.3%
8. DEL NORTE	10/05/07	10/12/07	11/02/07		247	247	151	95	1	151	61.1%
9. EL DORADO	10/05/07	10/11/07	10/19/07		4,559	500	437	65	0	3,985	87.4%
10. FRESNO	10/05/07	10/17/07	11/13/07		26,294	789	565	224	4	14,520	55.2%
11. GLENN	10/05/07	10/15/07	11/05/07		429	429	359	70	3	359	83.7%
12. HUMBOLDT	10/04/07	10/12/07	11/16/07		1,546	500	342	158	0	1,057	68.4%
13. IMPERIAL	10/05/07	10/06/07	11/08/07		24	24	12	12	0	12	50.0%
14. INYO	10/05/07	10/15/07	10/15/07		67	67	50	17	0	50	74.6%
15. KERN	10/05/07	10/15/07	11/05/07		7,491	500	350	150	2	4,825	64.4%
16. KINGS	10/05/07	10/15/07	11/01/07		3,891	500	377	123	0	2,934	75.4%
17. LAKE	10/04/07	10/15/07			1,718					0	0.0%
18. LASSEN	10/04/07	10/09/07	11/13/07		745	500	399	101	1	594	79.7%
19. LOS ANGELES	10/05/07	10/18/07	11/09/07		172,094	5,163	3,776	1,387	8	117,241	68.1%
20. MADERA	10/04/07	10/17/07	11/05/07		1,931	500	372	128	2	1,415	73.3%
21. MARIN	10/04/07	10/12/07	11/05/07		2,691	500	407	93	0	2,190	81.4%
22. MARIPOSA	10/05/07	10/15/07	11/02/07		138	138	101	37	2	101	73.2%
23. MENDOCINO	10/04/07	10/09/07	11/08/07		2,654	500	394	106	0	2,091	78.8%
24. MERCED	10/04/07	10/16/07	10/22/07		1,304	500	368	134	0	960	73.6%
25. MODOC	10/05/07	10/19/07	10/19/07		8	8	6	2	0	6	75.0%
26. MONO	10/08/07	10/29/07	10/29/07		11	11	9	2	0	9	81.8%
27. MONTEREY	10/05/07	10/10/07	11/02/07		6,438	500	368	133	1	4,585	71.2%
28. NAPA	10/05/07	10/10/07	11/09/07		4,468	500	420	80	1	3,682	82.4%
29. NEVADA	10/04/07	10/05/07	10/25/07		1,493	500	403	97	0	1,203	80.6%
30. ORANGE	10/05/07	10/16/07	11/13/07		55,161	1,655	1,284	371	0	42,796	77.6%
31. PLACER	10/05/07	10/08/07	10/16/07		4,359	500	393	107	0	3,426	78.6%
32. PLUMAS	10/05/07	10/22/07	10/26/07		296	296	242	54	0	242	81.8%
33. RIVERSIDE	10/05/07	10/18/07	11/19/07		30,148	904	599	305	0	19,976	66.3%
34. SACRAMENTO	10/05/07	10/17/07	11/16/07		25,964	779	583	196	0	19,431	74.8%
35. SAN BENITO	10/04/07	10/12/07	11/05/07		1,589	500	394	106	6	1,211	76.2%
36. SAN BERNARDINO	10/05/07	10/15/07	11/02/07		35,865	1,076	736	340	2	22,377	62.4%
37. SAN DIEGO	10/08/07	10/17/07	11/05/07		78,172	2,345	1,827	518	1	59,826	76.5%
38. SAN FRANCISCO	10/05/07	10/10/07	11/15/07		9,970	500	373	127	2	6,682	67.0%
39. SAN JOAQUIN	10/08/07	10/17/07	10/31/07		17,398	522	357	165	0	11,899	68.4%
40. SAN LUIS OBISPO	10/05/07	10/22/07	11/09/07		7,843	500	354	146	0	5,553	70.8%
41. SAN MATEO	10/05/07	10/11/07	11/19/07		7,258	500	400	100	0	5,806	80.0%
42. SANTA BARBARA	10/08/07	10/11/07	11/08/07		4,706	500	375	125	0	3,530	75.0%
43. SANTA CLARA	10/05/07	10/12/07	10/25/07		23,852	716	603	113	0	20,088	84.2%
44. SANTA CRUZ	10/05/07	10/12/07	11/02/07		10,510	500	413	87	0	8,681	82.6%
45. SHASTA	10/04/07	10/12/07	10/31/07		2,185	500	355	145	0	1,551	71.0%
46. SIERRA	10/05/07	10/18/07	10/18/07		4	4	1	3	0	1	25.0%
47. SISKIYOU	10/04/07	10/09/07	10/30/07		964	500	393	107	1	756	78.4%
48. SOLANO	10/05/07	10/10/07	10/29/07		12,001	500	356	144	1	7,993	66.6%
49. SONOMA	10/05/07	10/15/07	10/24/07		13,369	500	435	65	1	10,943	81.9%
50. STANISLAUS	10/08/07	10/23/07	10/31/07		8,144	500	368	132	0	5,994	73.6%
51. SUTTER	10/04/07	10/23/07	10/29/07		1,215	500	395	105	0	960	79.0%
52. TEHAMA	10/04/07	10/12/07	11/01/07		1,937	500	345	155	0	1,337	69.0%
53. TRINITY	10/05/07	10/18/07	10/18/10		29	29	19	10	0	19	65.5%
54. TULARE	10/05/07	10/12/07	10/29/07		5,031	500	348	152	0	3,502	69.6%
55. TUOLUMNE	10/04/07	10/09/07	10/22/07	RANGE:	1,473	500	422	78	1	1,237	84.0%
56. VENTURA	10/08/07	10/17/07	10/24/07	110% = 477,369	15,585	500	391	109	1	11,247	72.2%
57. YOLO	10/05/07	10/15/07	10/24/07	100% = 433,971	2,208	500	365	135	1	1,597	72.3%
58. YUBA	10/04/07	10/08/07	11/05/07	95% = 412,273	1,791	500	329	171	7	1,114	62.2%
TOTAL					693,131	33,851	25,533	8,322	51	495,197	71.69%

For questions regarding this spreadsheet please contact
 Secretary of State| Elections Division 918.657.2166
 11/05/2009 12:58 PM

FULL CHECK. 1271. Children's Hospital Bond Act. Grant Program. Statute.

COUNTY	PETITION FILED W/COUNTY	SOS REC'D RAW	SOS REC'D FULL CHECK		RAW COUNT	FULL CHECK	VALID SIGS.	INVALID	DUP.	VALID	%
1. ALAMEDA	02/07/08	02/25/08	05/09/08		27,831	27,831	19,413	8,418	1,065	19,413	69.8%
2. ALPINE	02/15/08	02/19/05	02/19/05	Full Check	0	0	0	0	0	0	0.0%
3. AMADOR	01/31/08	02/04/08	02/26/08	Notice:	283	283	232	51	0	232	82.0%
4. BUTTE	01/31/08	02/08/08	05/02/08	03/27/08	5,745	5,745	4,034	1,711	145	4,034	70.2%
5. CALAVERAS	01/31/08	02/15/08	02/15/08	Full Check	278	278	210	68	4	210	75.5%
6. COLUSA	01/31/08	02/08/08	02/25/08	Due:	42	42	29	13	0	29	69.0%
7. CONTRA COSTA	01/31/08	02/08/08	05/09/08		21,456					0	0.0%
8. DEL NORTE	01/31/08	02/04/08	02/22/08		8	8	4	4	0	4	50.0%
9. EL DORADO	01/30/08	02/04/08	04/11/08		2,741	2,741	2,259	482	58	2,259	82.4%
10. FRESNO	01/31/08	02/05/08	05/09/08		27,775	27,775	19,772	8,003	1,643	19,772	71.2%
11. GLENN	01/31/08	02/04/08	02/20/08		173	173	133	40	2	133	76.9%
12. HUMBOLDT	01/31/08	02/09/08	03/10/08		170	170	121	48	1	121	71.2%
13. IMPERIAL	01/31/08	02/11/08	04/03/08		746	746	513	233	0	513	68.8%
14. INYO	02/01/08	02/19/08	02/19/08		248	248	210	38	2	210	84.7%
15. KERN	01/31/08	02/12/08	04/22/08		15,289	15,289	10,069	5,220	353	10,069	65.9%
16. KINGS	01/31/08	02/05/08	04/09/08		2,295	2,295	1,706	589	44	1,706	74.3%
17. LAKE	01/31/08	02/06/08	04/29/08		1,710	1,710	1,187	523	32	1,187	69.4%
18. LASSEN	01/31/08	02/05/08	02/14/08		22	22	16	6	0	16	72.7%
19. LOS ANGELES	01/31/08	02/13/08	05/09/08		175,988	175,988	121,656	54,332	9,084	121,656	69.1%
20. MADERA	01/31/08	03/24/08	04/25/08		2,616	2,616	2,008	608	67	2,008	76.8%
21. MARIN	01/31/08	02/06/08	04/18/08		2,176	2,176	1,790	386	45	1,790	82.3%
22. MARIPOSA	01/31/08	02/13/08	03/11/08		241	241	180	61	3	180	74.7%
23. MENDOCINO	02/01/08	02/11/08	04/03/08		893	893	692	201	7	692	77.5%
24. MERCED	02/03/08	02/13/08	05/06/08		8,830	8,830	5,791	2,625	414	5,791	65.6%
25. MODOC	01/24/08	03/06/08	03/06/08		12	12	10	2	0	10	83.3%
26. MONO	01/22/08	03/03/08	03/03/08		60	60	47	13	0	47	78.3%
27. MONTEREY	01/31/08	02/04/08	04/24/08		12,768	12,768	8,421	4,347	404	8,421	66.0%
28. NAPA	01/31/08	02/19/08	04/24/08		4,206	4,206	3,152	1,054	140	3,152	74.9%
29. NEVADA	01/31/08	02/01/08	04/18/08		1,949	1,949	1,634	315	43	1,634	83.8%
30. ORANGE	01/31/08	02/13/08	05/08/08		38,696	38,696	27,711	10,985	1,007	27,711	71.6%
31. PLACER	01/31/08	02/05/08	04/10/08		2,818	2,818	2,228	590	66	2,228	79.1%
32. PLUMAS	01/31/08	02/12/08	02/12/08		37	37	26	11	0	26	70.3%
33. RIVERSIDE	01/31/08	02/12/08	05/09/08		32,513	32,513	22,690	9,823	980	22,690	69.8%
34. SACRAMENTO	01/31/08	02/11/08	05/05/08		32,188	32,188	21,550	10,638	1,424	21,550	67.0%
35. SAN BENITO	01/31/08	02/20/08	04/29/08		3,103	3,103	2,134	969	166	2,134	68.8%
36. SAN BERNARDINO	01/31/08	02/13/08	05/06/08		40,166	40,166	27,717	12,449	1,513	27,717	69.0%
37. SAN DIEGO	02/01/08	02/11/08	05/08/08		72,323	72,323	54,314	18,009	3,159	54,314	75.1%
38. SAN FRANCISCO	01/31/08	02/06/08	04/10/08		12,557	12,557	9,407	3,150	669	9,407	74.9%
39. SAN JOAQUIN	01/31/08	02/13/08	04/23/08		14,065	14,065	9,332	4,733	408	9,332	66.3%
40. SAN LUIS OBISPO	01/31/08	02/08/08	05/06/08		12,439	12,439	8,974	3,465	536	8,974	72.1%
41. SAN MATEO	01/31/08	02/04/08	05/07/08		4,120	4,120	3,260	860	60	3,260	79.1%
42. SANTA BARBARA	01/31/08	02/08/08	05/05/08		4,004	4,004	2,878	1,126	57	2,878	71.9%
43. SANTA CLARA	01/31/08	02/21/08	04/15/08		22,973	22,973	17,464	5,509	449	17,464	76.0%
44. SANTA CRUZ	01/22/08	02/08/08	04/25/08		6,707	6,707	4,911	1,796	267	4,911	73.2%
45. SHASTA	01/31/08	02/11/08	04/21/08		3,113	3,113	2,422	691	26	2,422	77.8%
46. SIERRA	01/31/08	03/26/08	03/26/08		5	5	5	0	0	5	100.0%
47. SISKIYOU	02/01/08	02/01/08	04/10/08		1,253	1,253	953	300	21	953	76.1%
48. SOLANO	01/31/08	02/04/08	04/30/08		12,556	12,556	8,767	3,789	448	8,767	69.8%
49. SONOMA	01/31/08	02/05/08	04/17/08		6,318	6,318	4,786	1,532	199	4,786	75.8%
50. STANISLAUS	01/31/08	01/31/08	04/28/08		21,125	21,125	14,641	6,484	1,406	14,641	69.3%
51. SUTTER	01/31/08	02/07/08	04/01/08		643	643	470	173	10	470	73.1%
52. TEHAMA	01/31/08	02/04/08	04/10/08		838	838	609	207	22	609	72.7%
53. TRINITY	01/31/08	02/25/08	02/25/08		83	83	70	13	1	70	84.3%
54. TULARE	02/01/08	02/08/08	04/18/08		7,153	7,153	5,066	2,087	115	5,066	70.8%
55. TUOLUMNE	02/01/08	02/01/08	04/01/08	RANGE:	747	747	579	168	8	579	77.5%
56. VENTURA	02/01/08	02/08/08	04/23/08		12,095	12,095	9,074	3,021	264	9,074	75.0%
57. YOLO	01/31/08	02/14/08	04/04/08	100% = 433,971	2,336	2,336	1,756	580	68	1,756	75.2%
58. YUBA	01/31/08	02/21/08	04/11/08		1,367	1,367	884	483	83	884	64.7%
TOTAL					684,892	663,436	469,967	193,032	26,988	469,967	70.84%

For questions regarding this spreadsheet please contact:
 Secretary of State| Elections Division 916.657.2166
 11/05/2009 1:04 PM

1271. Children's Hospital Bond Act. Grant Program. Statute.

COUNTY	PETITION	SOS	SOS	RAW	RANDOM		VALID			VALID OR		%
	FILED	REC'D	REC'D		COUNT	SAMPLE/ FULL CHECK	SIGS.	INVALID	DUP.	PROJ.	VALID	
	W/COUNTY	RAW	RANDOM									
1. ALAMEDA	02/07/08	02/25/08	03/05/08		27,831	835	594	241	3	16,566	59.5%	
2. ALPINE	02/15/08	02/19/05	02/19/05	Random Notice:	0	0	0	0	0	0	0.0%	
3. AMADOR	01/31/08	02/04/08	02/26/08	02/13/08	283	283	232	51	0	232	82.0%	
4. BUTTE	01/31/08	02/08/08	02/26/08	Random Due:	5,745	500	365	135	1	4,073	70.9%	
5. CALAVERAS	01/31/08	02/15/08	02/15/08	03/27/08	278	278	210	68	4	210	75.5%	
6. COLUSA	01/31/08	02/08/08	02/25/08		42	42	29	13	0	29	69.0%	
7. CONTRA COSTA	01/31/08	02/08/08	02/15/08		21,456	644	473	171	2	13,605	63.4%	
8. DEL NORTE	01/31/08	02/04/08	02/22/08		8	8	4	4	0	4	50.0%	
9. EL DORADO	01/30/08	02/04/08	02/27/08		2,741	500	416	84	0	2,281	83.2%	
10. FRESNO	01/31/08	02/05/08	03/06/08		27,054	812	568	244	3	15,694	58.0%	
11. GLENN	01/31/08	02/04/08	02/20/08		173	173	133	40	2	133	76.9%	
12. HUMBOLDT	01/31/08	02/09/08	03/10/08		170	170	121	48	1	121	71.2%	
13. IMPERIAL	01/31/08	02/11/08	02/21/08		746	500	345	155	0	515	69.0%	
14. INYO	02/01/08	02/19/08	02/19/08		248	248	210	38	2	210	84.7%	
15. KERN	01/31/08	02/12/08	03/04/08		15,289	500	345	155	0	10,549	69.0%	
16. KINGS	01/31/08	02/05/08	02/20/08		2,295	500	382	118	1	1,737	75.7%	
17. LAKE	01/31/08	02/06/08	02/26/08		1,710	500	365	135	2	1,232	72.0%	
18. LASSEN	01/31/08	02/05/08	02/14/08		22	22	16	6	0	16	72.7%	
19. LOS ANGELES	01/31/08	02/13/08	03/26/08		175,988	5,280	3,988	1,292	6	126,458	71.9%	
20. MADERA	01/31/08	03/24/08	03/24/08		2,616	500	369	131	3	1,864	71.3%	
21. MARIN	01/31/08	02/06/08	03/06/08		2,176	500	370	94	2	1,581	72.7%	
22. MARIPOSA	01/31/08	02/13/08	03/11/08		241	241	180	61	3	180	74.7%	
23. MENDOCINO	02/01/08	02/11/08	02/20/08		893	500	378	121	1	674	75.4%	
24. MERCED	02/03/08	02/13/08	02/27/08		8,710	500	349	151	2	5,508	63.2%	
25. MODOC	01/24/08	03/06/08	03/06/08		12	12	10	2	0	10	83.3%	
26. MONO	01/22/08	03/03/08	03/03/08		60	60	47	13	0	47	78.3%	
27. MONTEREY	01/31/08	02/04/08	03/13/08		12,768	500	368	132	0	9,397	73.6%	
28. NAPA	01/31/08	02/19/08	02/27/08		4,206	500	388	112	3	3,077	73.2%	
29. NEVADA	01/31/08	02/01/08	03/04/08		1,949	500	424	76	4	1,608	82.5%	
30. ORANGE	01/31/08	02/13/08	03/24/08		38,696	1,161	875	286	1	28,086	72.6%	
31. PLACER	01/31/08	02/05/08	02/22/08		2,818	500	431	69	1	2,403	85.3%	
32. PLUMAS	01/31/08	02/12/08	02/12/08		37	37	26	11	0	26	70.3%	
33. RIVERSIDE	01/31/08	02/12/08	03/12/08		32,513	975	728	247	2	22,119	68.0%	
34. SACRAMENTO	01/31/08	02/11/08	03/18/08		32,190	966	703	263	2	21,272	66.1%	
35. SAN BENITO	01/31/08	02/20/08	03/04/08		3,099	500	369	131	7	2,062	66.5%	
36. SAN BERNARDINO	01/31/08	02/13/08	02/25/08		40,166	1,205	896	309	2	27,711	69.0%	
37. SAN DIEGO	02/01/08	02/11/08	03/27/08		72,323	2,170	1,771	399	8	50,405	69.7%	
38. SAN FRANCISCO	01/31/08	02/06/08	03/06/08		12,557	500	392	108	1	9,239	73.6%	
39. SAN JOAQUIN	01/31/08	02/13/08	02/20/08		14,065	500	349	151	2	8,291	58.9%	
40. SAN LUIS OBISPO	01/31/08	02/08/08	03/27/08		12,436	500	371	129	3	7,446	59.9%	
41. SAN MATEO	01/31/08	02/04/08	03/07/08		4,120	500	398	102	0	3,280	79.6%	
42. SANTA BARBARA	01/31/08	02/08/08	03/20/08		4,004	500	359	141	1	2,819	70.4%	
43. SANTA CLARA	01/31/08	02/21/08	02/26/08		22,973	689	493	196	0	16,438	71.6%	
44. SANTA CRUZ	01/22/08	02/08/08	03/25/08		6,707	500	397	103	1	5,159	76.9%	
45. SHASTA	01/31/08	02/11/08	03/10/08		3,113	500	374	126	1	2,286	73.8%	
46. SIERRA	01/31/08	03/26/08	03/26/08		5	5	5	0	0	5	100.0%	
47. SISKIYOU	02/01/08	02/01/08	02/28/08		1,241	500	380	120	4	928	74.8%	
48. SOLANO	01/31/08	02/04/08	03/13/08		12,560	500	368	132	0	9,244	73.6%	
49. SONOMA	01/31/08	02/05/08	02/25/08		6,308	500	393	107	3	4,518	71.6%	
50. STANISLAUS	01/31/08	01/31/08	03/14/08		21,125	635	493	142	2	14,254	67.5%	
51. SUTTER	01/31/08	02/07/08	02/26/08		644	500	367	133	7	470	73.0%	
52. TEHAMA	01/31/08	02/04/08	03/12/08		838	500	349	139	12	571	68.2%	
53. TRINITY	01/31/08	02/25/08	02/26/08		83	83	70	13	1	70	84.3%	
54. TULARE	02/01/08	02/08/08	03/27/08		7,153	500	377	123	0	5,893	75.4%	
55. TUOLUMNE	02/01/08	02/01/08	02/28/08	RANGE:	747	500	391	109	3	582	77.9%	
56. VENTURA	02/01/08	02/08/08	03/11/08	110% = 477,369	12,087	500	385	115	1	8,747	72.4%	
57. YOLO	01/31/08	02/14/08	02/21/08	100% = 433,971	2,336	500	378	122	4	1,697	72.7%	
58. YUBA	01/31/08	02/21/08	03/26/08	95% = 412,273	1,367	500	343	157	7	905	66.2%	
TOTAL:					684,021	33,034	24,910	8,074	121	474,047	69.30%	

1274. Treatment of Farm Animals. Statute.

COUNTY	PETITION	SOS	SOS	RAW	RANDOM		VALID			VALID OR	
	FILED	REC'D	REC'D		COUNT	SAMPLE/ FULL CHECK	SIGS.	INVALID	DUP.	PROJ. VALID	%
	W/COUNTY	RAW	RANDOM								
1. ALAMEDA	02/27/08	03/17/08	03/24/08	42,383	1,271	1,038	233	0	34,613	81.7%	
2. ALPINE	02/27/08	03/06/08	03/06/08	4	4	3	1	0	3	75.0%	
3. AMADOR	02/27/08	03/04/08	03/17/08	416	416	337	79	2	337	81.0%	
4. BUTTE	02/27/08	03/13/08	03/13/08	4,423	500	358	142	4	2,889	65.3%	
5. CALAVERAS	02/27/08	03/05/08	03/07/08	289	289	229	53	7	229	79.2%	
6. COLUSA	02/27/08	02/27/08	03/28/08	32	32	25	7	0	25	78.1%	
7. CONTRA COSTA	02/27/08	03/11/08	03/20/08	22,729	682	562	120	0	18,730	82.4%	
8. DEL NORTE	02/27/08	03/07/08	03/24/08	60	60	44	16	0	44	73.3%	
9. EL DORADO	02/28/08	03/03/08	03/17/08	1,655	500	395	105	3	1,285	77.6%	
10. FRESNO	02/27/08	03/06/08	03/21/08	13,152	500	408	92	0	10,732	81.6%	
11. GLENN	02/27/08	03/04/08	03/21/08	233	233	167	66	2	167	71.7%	
12. HUMBOLDT	02/26/08	03/10/08	04/04/08	1,593	500	352	148	5	1,087	68.2%	
13. IMPERIAL	02/26/08	02/26/08	03/27/08	981	500	241	258	1	471	48.0%	
14. INYO	02/27/08	03/03/08	03/03/08	35	35	29	6	0	29	82.9%	
15. KERN	02/27/08	03/04/08	04/03/08	4,935	500	371	129	1	3,574	72.4%	
16. KINGS	02/27/08	03/04/08	03/21/08	557	500	352	148	3	392	70.3%	
17. LAKE	02/28/08	03/03/08	04/01/08	792	500	342	158	6	536	67.7%	
18. LASSEN	02/28/08	03/03/08		8					0	0.0%	
19. LOS ANGELES	02/28/08	03/10/08	04/07/08	187,577	5,627	4,266	1,361	5	136,818	72.9%	
20. MADERA	02/27/08	03/24/08		2,010					0	0.0%	
21. MARIN	02/27/08	03/07/08	03/20/08	22,941	688	571	117	0	19,040	83.0%	
22. MARIPOSA	02/27/08	03/05/08	03/18/08	176	176	140	36	1	140	79.5%	
23. MENDOCINO	02/27/08	02/27/08	03/19/08	1,228	500	414	86	4	1,002	81.6%	
24. MERCED	02/27/08	03/17/08	03/19/08	2,379	500	364	136	0	1,732	72.8%	
25. MODOC	02/23/08	03/06/08	03/06/08	61	61	50	11	0	50	82.0%	
26. MONO									0	0.0%	
27. MONTEREY	02/27/08	03/03/08	04/04/08	6,676	500	402	98	1	5,203	77.9%	
28. NAPA	02/27/08	03/03/08	03/19/08	2,707	500	409	91	4	2,119	78.3%	
29. NEVADA	02/28/08	03/04/08	03/19/08	2,484	500	405	95	6	1,894	76.2%	
30. ORANGE	02/27/08	03/10/08	03/28/08	72,930	2,188	1,699	489	4	52,320	71.7%	
31. PLACER	02/28/08	02/28/08	03/03/08	4,126	500	425	75	2	3,387	82.1%	
32. PLUMAS	02/27/08	03/16/08	03/16/08	81	81	61	20	0	61	75.3%	
33. RIVERSIDE	02/27/08	03/10/08	03/25/08	27,324	820	664	156	2	19,972	73.1%	
34. SACRAMENTO	02/27/08	03/07/08	03/31/08	21,065	632	502	130	0	16,732	79.4%	
35. SAN BENITO	02/27/08	03/04/08	03/21/08	993	500	387	113	7	755	76.0%	
36. SAN BERNARDINO	02/27/08	03/07/08	03/25/08	27,975	839	677	162	1	21,495	76.8%	
37. SAN DIEGO	02/27/08	03/05/08	04/03/08	134,204	4,026	3,256	770	9	98,836	73.6%	
38. SAN FRANCISCO	02/27/08	03/04/08	04/10/08	38,586	1,158	951	207	7	24,150	62.6%	
39. SAN JOAQUIN	02/27/08	03/05/08		5,125					0	0.0%	
40. SAN LUIS OBISPO	02/28/08	02/29/08	04/14/08	3,596	500	405	95	0	2,913	81.0%	
41. SAN MATEO	02/27/08	03/05/08		15,316					0	0.0%	
42. SANTA BARBARA	02/27/08	03/04/08	04/01/08	13,645	500	403	97	2	9,563	70.1%	
43. SANTA CLARA	02/27/08	03/10/08	03/18/08	34,050	1,022	876	146	1	28,109	82.6%	
44. SANTA CRUZ									0	0.0%	
45. SHASTA	02/27/08	03/04/08	04/10/08	1,237	500	369	131	3	902	72.9%	
46. SIERRA	02/27/08	03/28/08	03/28/08	13	13	9	4	0	9	69.2%	
47. SIŠKIYOU	02/28/08	02/28/08	03/14/08	92	92	67	25	0	67	72.8%	
48. SOLANO	02/27/08	03/10/08	03/25/08	8,981	500	387	113	1	6,647	74.0%	
49. SONOMA	02/27/08	03/14/08	03/14/08	18,851	568	473	93	1	14,678	77.9%	
50. STANISLAUS	02/27/08	02/27/08	03/21/08	9,157	500	412	88	3	6,594	72.0%	
51. SUTTER	02/27/08	03/04/08	03/13/08	334	334	271	63	4	271	81.1%	
52. TEHAMA	02/27/08	03/06/08	03/27/08	267	267	208	59	0	208	77.9%	
53. TRINITY	02/27/08	03/11/08		104					0	0.0%	
54. TULARE	02/20/08	03/03/08	04/18/08	3,140	500	396	104	1	2,454	78.1%	
55. TUOLUMNE	02/27/08	02/27/08	03/18/07	247	247	209	38	0	209	84.6%	
56. VENTURA	02/27/08	03/11/08	03/12/08	110% = 477,369	13,540	500	422	78	10,015	74.0%	
57. YOLO	02/27/08	03/07/08	03/20/08	100% = 433,971	4,696	500	394	106	3,306	70.4%	
58. YUBA	02/27/08	02/27/08	03/20/08	95% = 412,273	316	316	231	85	231	73.1%	
TOTAL				782,507	33,675	26,428	7,239	110	567,023	74.61%	

For questions regarding this spreadsheet please contact:
 Secretary of State| Elections Division 916.657.2166
 11/05/2009 1:04 PM

1287. Waiting Period and Parental Notification Before Termination of Minor's Pregnancy. Constitutional Amendment

COUNTY	PETITION	SOS	SOS	RANDOM	RAW	SAMPLE/ FULL CHECK	VALID			VALID OR	
	FILED	REC'D	REC'D				SIGS.	INVALID	DUP.	PROJ.	VALID
	W/COUNTY	RAW	RANDOM		COUNT						
1. ALAMEDA	04/17/08	04/30/08	05/29/08		35,256	1,058	782	276	4	21,750	61.7%
2. ALPINE	04/17/08	04/23/08	04/23/08	Random Notice:	3	3	3	0	0	3	100.0%
3. AMADOR	04/17/08	04/23/08	05/02/08	04/30/08	1,044	500	432	68	2	897	86.0%
4. BUTTE	04/17/08	04/23/08	05/06/08	Random Due:	5,913	500	399	101	1	4,591	77.6%
5. CALAVERAS	04/17/08	04/23/08	04/24/08	06/12/08	1,141	500	391	109	14	851	74.6%
6. COLUSA	04/17/08	04/17/08	05/16/08		366	366	267	99	5	267	73.0%
7. CONTRA COSTA	04/17/08	04/29/08	05/14/08		34,568	1,037	854	183	2	26,312	76.1%
8. DEL NORTE	04/17/08	04/21/08	05/05/08		33	33	20	12	1	20	60.6%
9. EL DORADO	04/18/08	04/24/08	05/05/08		4,941	500	443	57	3	4,114	83.3%
10. FRESNO	04/17/08	04/24/08	05/31/08		48,493	1,455	1,182	273	3	36,162	74.6%
11. GLENN	04/17/08	04/23/08	05/07/08		742	500	431	69	6	635	85.6%
12. HUMBOLDT	04/17/08	05/01/08	05/17/08		2,237	500	400	100	1	1,774	79.3%
13. IMPERIAL	04/17/08	04/18/08	05/21/08		5,469	500	373	126	1	3,971	72.6%
14. INYO	04/17/08	04/21/08	04/21/08		160	160	145	15	2	145	90.6%
15. KERN	04/17/08	04/23/08	05/16/08		26,694	801	660	141	0	21,995	82.4%
16. KINGS	04/17/08	04/23/08	05/05/08		5,025	500	423	77	0	4,251	84.6%
17. LAKE	04/17/08	04/21/08	05/19/08		1,457	500	367	133	8	1,025	70.3%
18. LASSEN	04/17/08	04/17/08	05/08/08		1,000	500	389	111	6	766	76.6%
19. LOS ANGELES	04/18/08	05/01/08	05/28/08		297,616	8,928	6,909	2,019	25	203,365	68.3%
20. MADERA	04/17/08	04/24/08	05/13/08		8,043	500	392	108	0	6,306	78.4%
21. MARIN	04/17/08	04/23/08	04/30/08		2,312	500	449	51	2	2,043	88.4%
22. MARIPOSA	04/16/08	04/24/08	05/22/08		867	500	400	100	12	678	78.2%
23. MENDOCINO	04/17/08	04/24/08	05/08/08		774	500	415	84	4	639	82.6%
24. MERCED	04/17/08	04/23/08	04/28/08		13,788	500	375	125	2	8,875	64.4%
25. MODOC	04/18/08	04/29/08	04/29/08		43	43	39	4	0	39	90.7%
26. MONO	04/17/08	05/19/08	05/19/08		42	42	34	8	0	34	81.0%
27. MONTEREY	04/18/08	04/23/08	05/29/08		11,022	500	348	152	0	7,671	69.6%
28. NAPA	04/17/08	04/29/08	05/08/08		3,370	500	403	97	4	2,561	76.0%
29. NEVADA	04/18/08	04/23/08	04/30/08		2,455	500	438	62	4	2,074	84.5%
30. ORANGE	04/18/08	04/29/08	06/09/08		115,911	3,477	2,899	578	6	90,175	77.8%
31. PLACER	04/18/08	04/22/08	05/02/08		16,410	500	407	93	0	13,358	81.4%
32. PLUMAS	04/17/08	05/01/08	05/02/08		558	558	438	120	7	438	78.5%
33. RIVERSIDE	04/18/08	04/30/08	05/22/08		82,358	2,471	1,940	531	5	59,272	72.0%
34. SACRAMENTO	04/18/08	04/28/08	05/15/08		56,162	1,685	1,348	337	7	37,386	66.6%
35. SAN BENITO	04/17/08	05/15/08	05/15/08		2,553	500	390	110	11	1,761	69.0%
36. SAN BERNARDINO	04/18/08	04/28/08	05/13/08		99,426	2,983	2,355	628	1	77,417	77.9%
37. SAN DIEGO	04/18/08	04/25/08	05/19/08		135,179	4,055	3,410	645	15	97,507	72.1%
38. SAN FRANCISCO	04/17/08	04/21/08	05/06/08		8,345	500	369	131	1	5,897	70.7%
39. SAN JOAQUIN	04/17/08	04/29/08	05/02/08		30,722	922	749	173	0	24,957	81.2%
40. SAN LUIS OBISPO	04/17/08	04/24/08	05/22/08		6,367	500	410	90	2	4,922	77.3%
41. SAN MATEO	04/17/08	04/25/08	05/14/08		6,833	500	407	93	0	5,562	81.4%
42. SANTA BARBARA	04/17/08	05/02/08	05/14/08		7,017	500	442	58	0	6,203	88.4%
43. SANTA CLARA	04/18/08	04/23/08	05/20/08		24,766	743	604	139	1	19,055	76.9%
44. SANTA CRUZ	04/17/08	04/23/08	05/19/08		2,761	500	412	88	2	2,225	80.6%
45. SHASTA	04/17/08	04/29/08	05/13/08		8,385	500	428	72	1	5,315	83.2%
46. SIERRA	04/24/08	05/13/08	05/13/08		7	7	6	1	0	6	85.7%
47. SISKIYOU	04/17/08	05/23/08	05/23/08		1,622	500	370	130	1	1,193	73.6%
48. SOLANO	04/18/08	04/29/08	05/14/08		18,573	557	441	116	0	14,705	79.2%
49. SONOMA	04/17/08	04/21/08	05/08/08		4,827	500	421	79	1	3,981	82.5%
50. STANISLAUS	04/17/08	04/17/08	05/13/08		34,591	1,038	845	193	3	24,928	72.1%
51. SUTTER	04/17/08	04/21/08	04/28/08		2,328	500	416	84	6	1,835	78.8%
52. TEHAMA	04/16/08	04/23/08	05/07/08		2,478	500	422	78	8	1,935	78.1%
53. TRINITY	04/17/08	04/28/08	04/30/08		229	229	175	154	5	175	76.4%
54. TULARE	04/17/08	04/24/08	05/06/08		14,353	500	404	96	0	11,597	80.8%
55. TUOLUMNE	04/17/08	04/18/08	05/02/08	RANGE:	1,623	500	434	66	2	1,394	85.9%
56. VENTURA	04/18/08	05/02/08	05/12/08	110% = 763,790	23,843	704	601	103	2	18,128	76.0%
57. YOLO	04/18/08	04/22/08	05/07/08	100% = 694,354	4,390	500	396	104	0	3,477	79.2%
58. YUBA	04/17/08	04/21/08	05/20/08	95% = 659,637	2,313	500	340	160	7	1,455	62.9%
TOTAL					1,227,804	50,355	40,442	10,010	206	900,075	73.31%

For questions regarding this spreadsheet please contact:
 Secretary of State| Elections Division 916.657.2188
 11/05/2009 1:04 PM

1298. Limit on Marriage. Constitutional Amendment:

COUNTY	PETITION	SOS	SOS	RANDOM			VALID			VALID OR	%
	FILED	REC'D	REC'D	RAW	SAMPLE/	VALID	INVALID	DUP.	PROJ. VALID		
W/COUNTY	RAW	RANDOM		COUNT	FULL CHECK	SIGS.					
1. ALAMEDA	04/24/08	05/05/08	06/05/08	25,265	758	599	159	2	17,810	70.5%	
2. ALPINE	04/24/08	04/29/08	04/29/08	10	10	7	3	0	7	70.0%	
3. AMADOR	04/24/08	04/30/08	05/08/08	1,754	500	442	58	6	1,498	85.4%	
4. BUTTE	04/24/08	05/01/08	05/06/08	8,016	500	453	47	1	7,022	87.6%	
5. CALAVERAS	04/24/08	04/30/08	05/15/08	2,286	500	431	63	4	1,905	83.3%	
6. COLUSA	04/24/08	04/24/08	05/28/08	538	538	400	138	18	400	74.3%	
7. CONTRA COSTA	04/24/08	05/07/08	05/29/08	29,511	885	773	112	1	24,698	83.7%	
8. DEL NORTE	04/24/08	04/30/08	05/15/08	255	255	212	42	1	212	83.1%	
9. EL DORADO	04/24/08	05/02/08	05/07/08	6,211	500	471	29	1	5,709	91.9%	
10. FRESNO	04/24/08	05/12/08	05/31/08	37,658	1,130	996	134	2	31,038	82.4%	
11. GLENN	04/24/08	04/29/08	05/13/08	1,271	500	442	58	6	1,100	86.5%	
12. HUMBOLDT	04/24/08	05/01/08	05/17/08	1,864	500	438	62	2	1,613	86.5%	
13. IMPERIAL	04/24/08	04/25/08	05/22/08	4,483	500	376	124	0	3,371	75.2%	
14. INYO	04/24/08	05/08/08	05/08/08	660	500	445	55	18	580	87.8%	
15. KERN	04/24/08	04/29/08	05/16/08	28,284	849	735	114	0	24,486	86.6%	
16. KINGS	04/24/08	04/30/08	05/09/08	3,584	500	416	84	8	2,628	73.3%	
17. LAKE	04/24/08	04/29/08		1,586					0	0.0%	
18. LASSEN	04/24/08	04/24/08	05/09/08	1,231	500	395	105	11	933	75.8%	
19. LOS ANGELES	04/24/08	05/06/08	05/29/08	251,835	7,555	6,047	1,508	12	188,634	74.9%	
20. MADERA	04/24/08	05/06/08	05/15/08	6,903	500	464	36	2	6,052	87.7%	
21. MARIN	04/24/08	04/30/08	05/09/08	2,318	500	467	32	2	2,131	91.9%	
22. MARIPOSA	04/24/08	04/30/08		1,096					0	0.0%	
23. MENDOCINO	04/24/08	04/29/08	05/21/08	1,395	500	438	60	7	1,187	85.1%	
24. MERCED	04/24/08	04/28/08	05/09/08	8,261	500	414	86	1	6,584	79.7%	
25. MODOC	04/24/08	04/25/08	04/25/08	151	151	129	22	3	129	85.4%	
26. MONO	04/24/08	05/19/08	05/19/08	201	201	158	43	11	158	78.6%	
27. MONTEREY	04/24/08	04/29/08	05/10/08	5,679	500	405	95	5	4,012	70.6%	
28. NAPA	04/24/08	04/28/08	05/09/08	2,980	500	430	70	3	2,474	83.0%	
29. NEVADA	04/25/08	05/02/08		3,851					0	0.0%	
30. ORANGE	04/24/08	05/05/08	06/18/08	104,706	3,141	2,696	445	3	86,638	82.7%	
31. PLACER	04/24/08	05/01/08	05/02/08	15,214	500	451	49	0	13,723	90.2%	
32. PLUMAS	04/24/08	05/08/08	05/08/08	857	857	721	136	36	721	84.1%	
33. RIVERSIDE	04/24/08	05/05/08	05/30/08	81,624	2,449	2,030	419	3	64,426	78.9%	
34. SACRAMENTO	04/24/08	05/05/08	05/30/08	44,358	1,331	1,108	223	0	36,926	83.2%	
35. SAN BENITO	04/24/08	05/01/08	05/19/08	994	500	399	101	14	766	77.0%	
36. SAN BERNARDINO	04/24/08	05/06/08	05/13/08	90,330	2,710	2,275	435	3	72,597	80.4%	
37. SAN DIEGO	04/24/08	04/29/08	05/27/08	146,298	4,389	3,823	566	14	112,343	76.8%	
38. SAN FRANCISCO	04/24/08	04/29/08	05/16/08	4,609	500	435	65	1	3,934	85.4%	
39. SAN JOAQUIN	04/24/08	05/01/08	05/05/08	29,132	874	714	160	0	23,799	81.7%	
40. SAN LUIS OBISPO	04/24/08	04/30/08	05/27/08	9,984	500	434	66	1	8,287	83.0%	
41. SAN MATEO	04/24/08	04/25/08	05/21/08	7,327	500	439	61	0	6,433	87.8%	
42. SANTA BARBARA	04/24/08	04/30/08	05/29/08	8,064	500	453	47	1	7,062	87.6%	
43. SANTA CLARA	04/24/08	05/12/08	05/20/08	26,738	802	703	99	0	23,437	87.7%	
44. SANTA CRUZ	04/24/08	04/30/08	05/19/08	3,041	500	430	70	1	2,584	85.0%	
45. SHASTA	04/24/08	05/02/08	05/13/08	8,560	500	453	47	1	7,479	87.4%	
46. SIERRA	04/24/08	05/13/08	05/13/08	63	63	54	9	0	54	85.7%	
47. SISKIYOU	04/24/08	04/25/08	05/28/08	2,226	501	429	72	5	1,830	82.2%	
48. SOLANO	04/24/08	04/30/08	05/07/08	13,216	500	430	70	2	10,021	75.8%	
49. SONOMA	04/24/08	04/30/08	05/15/08	5,856	500	441	59	1	4,872	86.1%	
50. STANISLAUS	04/24/08	04/24/08		26,227					0	0.0%	
51. SUTTER	04/24/08	04/25/08	05/16/08	3,609	500	434	66	5	2,908	80.6%	
52. TEHAMA	04/24/08	05/02/08	05/12/08	2,904	500	438	62	8	2,321	79.9%	
53. TRINITY	04/24/08	04/30/08	04/30/08	252	252	211	41	5	211	83.7%	
54. TULARE	04/24/08	05/02/08	05/12/08	15,055	500	427	73	0	12,857	85.4%	
55. TUOLUMNE	04/24/08	04/25/08	05/08/08	3,027	500	433	67	1	2,591	85.6%	
56. VENTURA	04/24/08	05/05/08	05/12/08	21,044	631	571	60	1	17,964	85.4%	
57. YOLO	04/24/08	04/25/08	05/08/08	3,699	500	425	75	0	3,144	85.0%	
58. YUBA	04/24/08	05/21/08	05/21/08	2,850	500	416	84	6	2,210	77.6%	
TOTAL				1,120,801	46,332	39,256	7,066	239	868,511	79.82%	

For questions regarding this spreadsheet please contact
 Secretary of State| Elections Division 916.657.2166
 11/05/2009 1:05 PM

1304. Renewable Energy. Statute.

COUNTY	PETITION FILED W/COUNTY	SOS REC'D RAW	SOS REC'D RANDOM		RAW COUNT	RANDOM SAMPLE/ FULL CHECK	VALID SIGS.	INVALID	DUP.	VALID OR PROJ. VALID	%
1. ALAMEDA	04/22/08	04/30/08			38,941					0	0.0%
2. ALPINE	04/28/08	05/02/08	05/02/08	Random Notice:	1	1	1	0	0	1	100.0%
3. AMADOR	04/28/08	05/02/08	05/02/08	04/30/08	626	500	422	78	3	527	84.2%
4. BUTTE	04/22/08	04/28/08	04/30/08	Random Due:	3,986	500	392	108	5	2,847	71.4%
5. CALAVERAS	04/28/08	05/06/08	05/13/08	06/12/08	418	418	325	93	2	325	77.8%
6. COLUSA	04/28/08	04/29/08	05/12/08		141	141	107	34	0	107	75.9%
7. CONTRA COSTA	04/22/08	05/01/08	05/23/08		28,917	868	741	127	0	24,686	85.4%
8. DEL NORTE	04/28/08	05/05/08	05/05/08		5	5	2	3	0	2	40.0%
9. EL DORADO	04/25/08	05/02/08	05/15/08		2,331	500	448	52	2	2,054	88.1%
10. FRESNO	04/21/08	04/24/08	05/31/08		21,888	657	557	100	1	17,480	79.9%
11. GLENN	04/28/08	04/29/08	05/06/08		164	164	139	25	3	139	84.8%
12. HUMBOLDT	04/28/08	05/01/08	05/17/08		306	306	214	92	2	214	69.9%
13. IMPERIAL	04/24/08	04/25/08	05/09/08		1,211	500	376	124	0	911	75.2%
14. INYO	04/28/08	04/29/08	04/29/08		24	24	22	2	0	22	91.7%
15. KERN	04/21/08	04/25/08	05/12/08		9,202	500	400	100	0	7,362	80.0%
16. KINGS	04/21/08	04/24/08	05/05/08		1,202	500	378	122	1	905	75.3%
17. LAKE	04/25/08	04/29/08			1,185					0	0.0%
18. LASSEN	04/29/08	04/29/08	05/07/08		354	354	308	46	2	308	87.0%
19. LOS ANGELES	04/09/08	04/22/08	05/16/08		188,597	5,658	4,426	1,232	9	137,831	73.1%
20. MADERA	04/25/08	05/08/08	05/13/08		2,677	500	426	74	3	2,211	82.6%
21. MARIN	04/24/08	04/30/08	05/08/08		3,732	500	451	49	1	3,318	88.9%
22. MARIPOSA	04/28/08	04/30/08			188					0	0.0%
23. MENDOCINO	04/28/08	04/28/08	05/08/08		1,077	500	406	94	1	872	81.0%
24. MERCED	04/21/08	04/25/08	04/30/08		6,689	500	370	130	1	4,784	71.5%
25. MODOC	04/28/08	05/05/08	05/05/08		11	11	9	2	0	9	81.8%
26. MONO	04/29/08	05/19/08	05/19/08		6	6	5	1	0	5	83.3%
27. MONTEREY	04/25/08	04/30/08	05/05/08		5,296	500	390	110	1	4,029	76.1%
28. NAPA	04/25/08	04/30/08	05/06/08		1,259	500	397	103	4	984	78.2%
29. NEVADA	04/28/08	05/01/08	05/05/08		2,213	500	447	53	3	1,933	87.3%
30. ORANGE	04/21/08	04/29/08	06/12/08		50,916	1,525	1,233	292	4	36,841	72.4%
31. PLACER	04/22/08	04/29/08	05/02/08		5,159	500	411	89	1	4,145	80.3%
32. PLUMAS	04/28/08	05/07/08	05/12/08		130	130	101	29	1	101	77.7%
33. RIVERSIDE	04/21/08	04/30/08	05/28/08		39,541	1,186	943	243	2	29,283	74.1%
34. SACRAMENTO	04/21/08	04/28/08	05/30/08		31,825	955	738	217	2	22,439	70.5%
35. SAN BENITO	04/25/08	05/08/08	05/13/08		841	500	395	105	10	653	77.6%
36. SAN BERNARDINO	04/21/08	04/28/08	05/06/08		53,777	1,613	1,257	356	2	39,752	73.9%
37. SAN DIEGO	04/21/08	04/25/08	05/19/08		90,549	2,716	2,264	452	4	71,167	78.6%
38. SAN FRANCISCO	04/21/08	04/24/08	05/09/08		17,385	522	421	101	0	14,021	80.7%
39. SAN JOAQUIN	04/21/08	04/29/08	05/02/08		13,555	500	400	100	0	10,844	80.0%
40. SAN LUIS OBISPO	04/24/08	04/30/08	05/19/08		3,053	500	393	107	0	2,400	78.6%
41. SAN MATEO	04/21/08	04/25/08	05/16/08		6,306	500	408	92	2	4,853	77.0%
42. SANTA BARBARA	04/24/08	04/30/08	05/19/08		2,895	500	389	111	2	2,197	75.9%
43. SANTA CLARA	04/21/08	04/28/08	05/20/08		23,913	717	595	122	0	19,844	83.0%
44. SANTA CRUZ	04/21/08	04/23/08	05/19/08		12,847	500	415	85	3	8,760	68.2%
45. SHASTA	04/25/08	05/05/08	05/12/08		2,796	500	417	83	0	2,332	83.4%
46. SIERRA	04/28/08	05/13/08	05/13/08		2	2	2	0	0	2	100.0%
47. SISKIYOU	04/28/08	04/29/08	05/16/08		390	390	318	73	3	318	81.5%
48. SOLANO	04/22/08	04/29/08	05/06/08		14,544	500	396	104	0	11,519	79.2%
49. SONOMA	04/22/08	05/08/08	05/08/08		5,752	500	402	98	2	4,383	76.2%
50. STANISLAUS	04/21/08	04/21/08	05/14/08		14,800	500	400	100	1	10,993	74.3%
51. SUTTER	04/28/08	05/06/08	05/06/08		687	500	391	109	12	531	77.3%
52. TEHAMA	04/28/08	05/01/08	05/19/08		1,028	500	393	107	8	791	76.9%
53. TRINITY	04/28/08	04/28/08	05/16/08		56	56	43	13	1	43	76.8%
54. TULARE	04/21/08	04/24/08	05/06/08		5,533	500	400	100	1	4,315	78.0%
55. TUOLUMNE	04/28/08	05/01/08	05/08/08	RANGE:	871	500	409	91	3	709	81.4%
56. VENTURA	04/21/08	05/02/08	05/12/08	110% = 477,369	8,519	500	396	104	0	6,747	79.2%
57. YOLO	04/21/04	04/24/08	05/07/08	100% = 433,971	4,034	500	371	129	0	2,993	74.2%
58. YUBA	04/25/08	04/29/08	05/30/08	95% = 412,273	1,879	500	318	182	10	1,091	58.1%
TOTAL:					736,230	33,925	27,178	6,748	118	527,934	75.86%

1307. Redistricting. Constitutional Amendment and Statute.

COUNTY	PETITION	SOS	SOS	RANDOM			VALID			VALID OR	
	FILED	REC'D	REC'D	RAW	SAMPLE/	VALID	INVALID	DUP.	PROJ. VALID	%	
	W/COUNTY	RAW	RANDOM	COUNT	FULL CHECK	SIGS.					
1. ALAMEDA	05/05/08	06/09/08	06/17/08	65,751	1,973	1,536	437	5	45,802	69.7%	
2. ALPINE	05/06/08	05/12/08	05/12/08	9	9	8	1	1	8	88.9%	
3. AMADOR	05/06/08	05/08/08	05/22/08	1,147	500	440	60	3	1,000	87.2%	
4. BUTTE	05/06/08	05/08/08	05/13/08	12,683	500	397	103	0	10,070	79.4%	
5. CALAVERAS	05/06/08	05/13/08	05/15/08	1,115	500	429	71	3	948	85.1%	
6. COLUSA	05/06/08	05/08/08	06/06/08	608	500	358	142	11	432	71.1%	
7. CONTRA COSTA	05/05/08	05/15/08	06/13/08	51,632	1,549	1,278	271	1	41,521	80.4%	
8. DEL NORTE	05/06/08	05/13/08	05/28/08	334	334	203	130	1	203	60.8%	
9. EL DORADO	05/05/08	05/08/08	05/20/08	6,280	500	460	40	0	5,778	92.0%	
10. FRESNO	05/05/08	05/12/08	05/31/08	27,513	825	705	120	2	21,353	77.6%	
11. GLENN	05/06/08	05/08/08	06/03/08	1,081	500	431	69	8	912	84.3%	
12. HUMBOLDT	05/06/08	05/17/08	06/12/08	3,340	500	382	118	1	2,514	75.3%	
13. IMPERIAL	05/06/08	05/08/08	05/29/08	4,164	500	390	110	0	3,248	78.0%	
14. INYO	05/06/08	05/15/08	05/15/08	303	303	275	28	3	275	90.8%	
15. KERN	05/06/08	05/16/08	05/29/08	20,376	611	482	129	1	14,995	73.8%	
16. KINGS	05/06/08	05/09/08	05/21/08	1,878	500	426	74	5	1,548	82.4%	
17. LAKE	05/06/08	05/09/08		2,270					0	0.0%	
18. LASSEN	05/07/08	05/07/08	05/21/08	1,113	500	368	132	2	814	73.1%	
19. LOS ANGELES	05/06/08	05/16/08	06/13/08	264,090	7,923	6,375	1,548	18	193,093	73.1%	
20. MADERA	05/06/08	05/13/08	06/02/08	4,243	500	429	71	2	3,513	82.8%	
21. MARIN	05/06/08	05/08/08	05/16/08	9,034	500	457	43	1	7,949	88.0%	
22. MARIPOSA	05/06/08	05/13/08		503					0	0.0%	
23. MENDOCINO	05/06/08	05/06/08	06/11/08	3,570	500	393	107	0	2,806	78.6%	
24. MERCED	05/07/08	05/08/08	05/15/08	5,466	500	354	146	0	3,870	70.8%	
25. MODOC	05/07/08	05/19/08	05/19/08	49	49	41	8	0	41	83.7%	
26. MONO	05/06/08	05/19/08	05/19/08	77	77	70	7	0	70	90.9%	
27. MONTEREY	05/05/08	05/07/08	05/21/08	8,017	500	395	105	3	5,610	70.0%	
28. NAPA	05/06/08	05/13/08	06/03/08	5,249	500	438	62	0	4,598	87.6%	
29. NEVADA	05/07/08	05/15/08		5,805					0	0.0%	
30. ORANGE	05/05/08	05/14/08	06/19/08	80,577	2,417	2,042	375	4	63,763	79.1%	
31. PLACER	05/05/08	05/06/08	05/07/08	19,994	600	504	96	2	14,641	73.2%	
32. PLUMAS	05/07/08	05/27/08	05/27/08	922	922	718	204	14	718	77.9%	
33. RIVERSIDE	05/05/08	05/15/08	06/04/08	67,916	2,037	1,584	453	4	48,499	71.4%	
34. SACRAMENTO	05/05/08	05/15/08	06/18/08	62,901	1,887	1,513	374	4	46,123	73.3%	
35. SAN BENITO	05/06/08	05/15/08	05/28/08	1,304	500	410	90	3	1,057	81.0%	
36. SAN BERNARDINO	05/05/08	05/13/08	05/20/08	72,346	2,170	1,709	461	4	52,664	72.8%	
37. SAN DIEGO	05/05/08	05/13/08	06/02/08	110,542	3,316	2,815	501	1	92,763	83.9%	
38. SAN FRANCISCO	05/06/08	05/09/08	06/02/08	20,069	602	489	113	2	14,146	70.5%	
39. SAN JOAQUIN	05/05/08	05/13/08	05/14/08	28,832	865	689	176	0	22,966	79.7%	
40. SAN LUIS OBISPO	05/06/08	05/08/08	06/02/08	16,390	500	420	80	2	11,684	71.3%	
41. SAN MATEO	05/05/08	05/12/08	06/10/08	12,629	500	416	84	1	9,895	78.3%	
42. SANTA BARBARA	05/06/08	05/14/08	06/18/08	7,935	500	431	69	0	6,840	86.2%	
43. SANTA CLARA	05/05/08	05/16/08	05/23/08	44,094	1,323	1,123	200	0	37,428	84.9%	
44. SANTA CRUZ	05/05/08	05/12/08	05/28/08	14,486	500	411	89	0	11,907	82.2%	
45. SHASTA	05/06/08	05/13/08	05/27/08	7,644	500	430	70	1	6,355	83.1%	
46. SIERRA	05/06/08	05/13/08	05/13/08	16	16	11	5	0	11	88.8%	
47. SISKIYOU	05/06/08	05/09/08	06/17/08	2,366	500	401	99	5	1,809	76.5%	
48. SOLANO	05/05/08	05/06/08	05/19/08	16,221	500	405	95	0	13,139	81.0%	
49. SONOMA	05/05/08	05/12/08	05/13/08	15,903	500	415	85	0	13,199	83.0%	
50. STANISLAUS	05/05/08	05/05/08	05/29/08	19,430	583	472	111	1	14,653	75.4%	
51. SUTTER	05/06/08	05/08/08	05/13/08	3,231	500	416	84	0	2,688	83.2%	
52. TEHAMA	05/06/08	05/08/08	06/13/08	2,309	500	405	95	7	1,753	75.9%	
53. TRINITY	05/06/08	05/16/08	06/18/08	242	242	206	36	2	206	85.1%	
54. TULARE	05/08/08	05/08/08	05/21/08	12,287	500	402	98	1	9,299	75.7%	
55. TUOLUMNE	05/06/08	05/08/08	05/23/08	2,696	500	416	84	2	2,196	81.4%	
56. VENTURA	05/05/08	05/19/08	05/21/08	21,089	633	551	82	0	18,357	87.0%	
57. YOLO	05/05/08	05/13/08	05/21/08	6,225	500	370	130	1	4,464	71.7%	
58. YUBA	05/06/08	05/16/08	06/16/08	2,593	500	379	121	6	1,835	70.8%	
TOTAL				1,180,889	46,766	38,073	8,692	138	898,033	76.60%	

For questions regarding this spreadsheet please contact:
 Secretary of State| Elections Division 916.657.2166
 11/05/2009 1:06 PM

1310. Nonviolent Offenders. Sentencing, Parole and Rehabilitation. Statute.

COUNTY	PETITION	SOS	SOS	RANDOM			VALID OR			%	
	FILED	REC'D	REC'D	RAW	SAMPLE/	VALID	INVALID	DUP.	PROJ. VALID		
	W/COUNTY	RAW	RANDOM	COUNT	FULL CHECK	SIGS.					
1. ALAMEDA	04/22/08	05/05/08	06/05/08	48,502	1,456	1,116	340	2	35,023	72.2%	
2. ALPINE	04/28/08	05/02/08	05/02/08	21	21	21	0	0	21	100.0%	
3. AMADOR	04/22/08	04/28/08	05/08/08	831	500	426	74	7	700	84.3%	
4. BUTTE	04/22/08	04/28/08	04/30/08	4,132	500	404	96	4	3,099	75.0%	
5. CALAVERAS	04/29/08	05/06/08	05/13/08	667	500	382	118	2	509	76.3%	
6. COLUSA	04/22/08	04/22/08	05/13/08	184	184	135	49	1	135	73.4%	
7. CONTRA COSTA	04/22/08	05/05/08	05/28/08	35,326	1,060	891	169	2	27,539	78.0%	
8. DEL NORTE	04/28/08	05/05/08	05/05/08	3	3	2	1	0	2	66.7%	
9. EL DORADO	04/22/08	04/24/08	05/05/08	3,234	500	423	77	1	2,701	83.5%	
10. FRESNO	04/21/08	05/12/08	05/23/08	22,471	674	555	119	0	18,504	82.3%	
11. GLENN	04/22/08	04/24/08	05/08/08	196	196	164	32	4	164	83.7%	
12. HUMBOLDT	04/22/08	05/01/08	05/17/08	172	172	126	46	1	126	73.3%	
13. IMPERIAL	04/22/08	04/24/08	05/07/08	172	172	141	31	0	141	82.0%	
14. INYO	04/28/08	04/29/08	04/29/08	25	25	17	8	0	17	68.0%	
15. KERN	04/21/08	04/25/08	05/12/08	9,247	500	380	120	2	6,381	69.0%	
16. KINGS	04/21/08	04/24/08	05/12/08	1,297	500	369	131	5	937	72.2%	
17. LAKE	04/22/08	04/23/08		1,175					0	0.0%	
18. LASSEN	04/22/08	04/22/08	05/06/08	831	500	378	122	4	624	75.1%	
19. LOS ANGELES	04/18/08	05/01/08	05/28/08	191,213	5,736	4,423	1,313	7	139,898	73.2%	
20. MADERA	04/22/08	04/24/08	05/19/08	3,100	500	417	83	2	2,521	81.3%	
21. MARIN	04/28/08	05/06/08	05/06/08	4,049	500	431	69	1	3,433	84.8%	
22. MARIPOSA	04/22/08	04/29/08		208					0	0.0%	
23. MENDOCINO	04/22/08	04/24/08	05/08/08	1,059	500	395	105	7	820	77.4%	
24. MERCED	04/21/08	04/28/08	05/07/08	5,972	500	370	130	2	4,158	69.6%	
25. MODOC	04/28/08	05/06/08	05/06/08	9	9	5	4	0	5	55.6%	
26. MONO	04/29/08	05/05/08	05/05/08	2	2	2	0	0	2	100.0%	
27. MONTEREY	04/30/08	04/30/08	05/10/08	5,690	500	357	143	2	3,826	67.2%	
28. NAPA	04/22/08	04/28/08	05/06/08	1,605	500	419	81	3	1,324	82.5%	
29. NEVADA	04/29/08	04/30/08	05/13/08	1,993	500	437	63	3	1,706	85.6%	
30. ORANGE	04/21/08	04/29/08	06/12/08	57,340	1,720	1,379	341	0	45,972	80.2%	
31. PLACER	04/22/08	04/25/08	05/02/08	7,782	500	424	76	1	6,372	81.9%	
32. PLUMAS	04/22/08	05/07/08	05/07/08	167	167	138	29	1	138	82.6%	
33. RIVERSIDE	04/21/08	04/30/08	05/30/08	40,639	1,219	953	266	2	29,615	72.9%	
34. SACRAMENTO	04/21/08	04/28/08	05/30/08	34,385	1,032	793	239	2	24,268	70.6%	
35. SAN BENITO	04/22/08	04/29/08	05/13/08	999	500	395	105	10	769	77.0%	
36. SAN BERNARDINO	04/21/08	04/28/08	05/13/08	48,455	1,454	1,162	292	5	33,338	68.8%	
37. SAN DIEGO	04/21/08	04/25/08	05/30/08	84,742	2,542	2,105	437	3	66,940	79.0%	
38. SAN FRANCISCO	04/21/08	04/24/08	05/12/08	16,850	505	417	88	0	13,914	82.6%	
39. SAN JOAQUIN	04/21/08	04/29/08	05/05/08	17,681	530	408	122	0	13,611	77.0%	
40. SAN LUIS OBISPO	04/25/08	04/30/08	05/19/08	2,934	500	412	88	0	2,418	82.4%	
41. SAN MATEO	04/21/08	04/25/08	05/16/08	5,720	500	415	85	0	4,748	83.0%	
42. SANTA BARBARA	04/25/08	04/30/08	06/11/08	2,838	500	415	85	2	2,302	81.1%	
43. SANTA CLARA	04/21/08	04/30/08	05/19/08	20,481	614	504	110	0	16,812	82.1%	
44. SANTA CRUZ	04/21/08	04/23/08	05/19/08	12,960	500	423	77	2	9,672	74.6%	
45. SHASTA	04/28/08	05/06/08	05/12/08	3,202	500	417	83	1	2,636	82.3%	
46. SIERRA	04/28/08	05/13/08	05/13/08	6	6	5	1	0	5	83.3%	
47. SISKIYOU	04/22/08	04/25/08	05/05/08	176	176	146	30	1	146	83.0%	
48. SOLANO	04/22/08	04/29/08	05/06/08	15,356	500	392	108	1	11,127	72.5%	
49. SONOMA	04/22/08	04/24/08	05/08/08	5,798	500	413	87	2	4,543	78.4%	
50. STANISLAUS	04/21/08	04/21/08	05/21/08	15,635	500	397	103	0	12,414	79.4%	
51. SUTTER	04/29/08	05/02/08	05/06/08	1,247	500	414	86	7	1,006	80.7%	
52. TEHAMA	04/29/08	05/02/08	05/08/08	1,467	500	394	106	2	1,145	78.0%	
53. TRINITY	04/22/08	04/28/08	04/30/08	82	82	65	17	1	65	79.3%	
54. TULARE	04/21/08	04/24/08	05/06/08	5,785	500	398	102	1	4,483	77.5%	
55. TUOLUMNE	04/22/08	04/23/08	05/06/08	1,217	500	393	107	4	943	77.5%	
56. VENTURA	04/21/08	05/02/08		8,455					0	0.0%	
57. YOLO	04/24/08	04/24/08	05/07/08	3,531	500	405	95	0	2,860	81.0%	
58. YUBA	04/22/08	04/28/08	06/09/08	1,767	500	348	152	8	1,158	65.5%	
RANGE:											
110% = 477,369				8,455					0	0.0%	
100% = 433,971				3,531	500	405	95	0	2,860	81.0%	
95% = 412,273				1,767	500	348	152	8	1,158	65.5%	
TOTAL:				761,083	34,757	27,716	7,041	118	567,733	75.57%	

1325. Criminal Justice System. Victims' Rights. Parole. Constitutional Amendment and Statute.

COUNTY	PETITION FILED W/COUNTY	SOS REC'D RAW	SOS REC'D RANDOM		RAW COUNT	RANDOM SAMPLE/ FULL CHECK	VALID SIGS.	INVALID	DUP.	VALID OR PROJ. VALID	%
1. ALAMEDA	04/28/08	05/15/08			65,403					0	0.0%
2. ALPINE	04/29/08	05/12/08	05/12/08	Random Notice:	0	0	0	0	0	0	0.0%
3. AMADOR	04/29/08	05/02/08	05/13/08	05/07/08	912	500	448	52	5	810	88.8%
4. BUTTE	04/29/08	05/02/08	05/06/08	Random Due:	13,908	500	419	81	0	11,655	83.8%
5. CALAVERAS	04/29/08	05/06/08	05/13/08	06/19/08	1,143	500	419	81	0	958	83.8%
6. COLUSA	04/29/08	04/29/08	06/03/08		689	500	355	145	10	484	70.2%
7. CONTRA COSTA	04/28/08	05/09/08	06/06/08		59,074	1,773	1,489	284	2	47,458	80.3%
8. DEL NORTE	04/29/08	05/05/08	05/22/08		295	295	183	109	3	183	62.0%
9. EL DORADO	04/29/08	05/02/08	05/12/08		6,078	500	439	61	3	4,930	81.1%
10. FRESNO	04/21/08	05/12/08	05/23/08		29,787	894	773	121	2	23,602	79.2%
11. GLENN	04/29/08	05/01/08	05/15/08		1,088	500	422	78	4	908	83.5%
12. HUMBOLDT	04/29/08	05/01/08	05/17/08		4,141	500	373	127	1	3,029	73.1%
13. IMPERIAL	04/29/08	04/30/08	05/21/08		5,021	500	366	131	3	3,403	67.8%
14. INYO	04/29/08	05/01/08	05/01/08		219	219	198	21	1	198	90.4%
15. KERN	04/28/08	05/05/08	05/16/08		20,870	626	508	118	2	14,780	70.8%
16. KINGS	04/29/08	05/02/08	05/13/08		1,678	500	395	105	3	1,302	77.6%
17. LAKE	04/25/08	04/30/08			2,580					0	0.0%
18. LASSEN	04/29/08	04/29/08	05/13/08		1,306	500	367	133	5	938	71.8%
19. LOS ANGELES	04/28/09	05/09/08	05/29/08		289,189	8,676	6,542	2,134	17	199,738	69.1%
20. MADERA	04/29/08	05/08/08	05/13/08		4,092	500	421	79	3	3,269	79.9%
21. MARIN	04/29/08	05/08/08	05/13/08		8,038	500	434	66	1	6,735	83.8%
22. MARIPOSA	04/29/08	05/01/08			378					0	0.0%
23. MENDOCINO	04/29/08	04/30/08	05/21/08		4,042	500	385	115	2	2,998	74.2%
24. MERCED	04/29/08	04/29/08	05/15/08		4,867	500	352	148	0	3,426	70.4%
25. MODOC	04/29/08	05/05/08	05/05/08		33	33	29	4	0	29	87.9%
26. MONO	04/29/08	05/19/08	05/19/08		46	46	43	3	0	43	93.5%
27. MONTEREY	04/29/08	04/30/08	05/15/08		6,372	500	409	91	2	4,913	77.1%
28. NAPA	04/29/08	04/30/08	05/15/08		5,141	500	420	80	2	4,128	80.3%
29. NEVADA	04/25/08	05/05/08			4,943					0	0.0%
30. ORANGE	04/28/08	05/05/08	06/19/08		91,310	2,739	2,267	472	3	72,341	79.2%
31. PLACER	04/28/08	05/01/08	05/02/08		21,730	652	545	107	1	17,086	78.6%
32. PLUMAS	04/29/08	05/29/08	06/11/08		849	849	648	201	6	648	76.3%
33. RIVERSIDE	04/28/08	05/05/08	06/03/08		79,653	2,390	1,879	511	3	59,390	74.6%
34. SACRAMENTO	04/28/08	05/05/08			71,958					0	0.0%
35. SAN BENITO	04/29/08	05/06/08	05/19/08		1,194	500	408	92	4	961	80.5%
36. SAN BERNARDINO	04/28/08	05/06/08	05/20/08		79,036	2,371	1,812	559	3	57,168	72.3%
37. SAN DIEGO	04/28/08	05/02/08	05/28/08		130,232	3,907	3,215	692	8	98,544	75.7%
38. SAN FRANCISCO	04/28/08	05/01/08	05/15/08		15,144	500	401	99	1	11,258	74.3%
39. SAN JOAQUIN	04/28/08	05/02/08	05/06/08		36,493	1,095	819	276	0	27,295	74.8%
40. SAN LUIS OBISPO	04/29/08	05/07/08	05/29/08		10,625	500	429	71	0	9,116	85.8%
41. SAN MATEO	04/29/08	05/05/08	05/28/08		11,708	500	420	80	0	9,835	84.0%
42. SANTA BARBARA	04/29/08	04/30/08	05/29/08		5,239	500	409	91	1	4,186	79.9%
43. SANTA CLARA	04/28/08	05/13/08	05/22/08		41,091	1,233	1,039	195	1	33,548	81.6%
44. SANTA CRUZ	04/29/08	05/09/08	05/28/08		13,489	500	403	97	0	10,872	80.6%
45. SHASTA	04/29/08	05/05/08	05/15/08		7,472	500	428	72	0	6,396	85.6%
46. SIERRA	04/29/08	05/13/08	05/13/08		17	17	13	4	0	13	76.5%
47. SISKIYOU	04/28/08	05/01/08	05/28/08		2,475	500	388	112	3	1,862	75.2%
48. SOLANO	04/28/08	04/29/08	05/14/08		19,666	590	463	127	0	15,433	78.5%
49. SONOMA	04/28/08	04/30/08	05/13/08		15,656	500	422	78	0	13,214	84.4%
50. STANISLAUS	04/28/08	04/28/08	05/19/08		23,738	712	552	160	0	18,404	77.5%
51. SUTTER	04/29/08	05/02/08	05/06/08		3,221	500	400	100	3	2,472	76.7%
52. TEHAMA	04/29/08	05/02/08	05/28/08		2,276	500	377	123	2	1,684	74.0%
53. TRINITY	04/29/08	05/16/08	05/17/08		250	250	187	63	1	187	74.8%
54. TULARE	04/28/08	05/06/08	05/12/08		11,503	500	417	83	0	9,594	83.4%
55. TUOLUMNE	04/29/08	05/01/08	05/09/08	RANGE:	2,711	500	404	96	1	2,167	79.9%
56. VENTURA	04/28/08	05/05/08	05/19/08	110% = 763,790	19,565	587	494	93	1	15,388	78.6%
57. YOLO	04/29/08	05/05/08	05/13/08	100% = 694,354	5,716	500	376	124	2	4,060	71.0%
58. YUBA	04/23/08	05/16/08	05/30/08	95% = 659,637	2,641	500	368	132	6	1,808	68.5%
TOTAL					1,267,991	45,454	36,172	9,277	121	844,843	75.25%

For questions regarding this spreadsheet please contact
 Secretary of State| Elections Division 916.657.2166
 11/05/2009 1:07 PM

1326. Criminal Penalties and Laws. Public Safety Funding. Statute.

COUNTY	PETITION	SOS	SOS	RANDOM					VALID OR		%
	FILED	REC'D	REC'D	RAW	SAMPLE/	VALID	INVALID	DUP.	PROJ. VALID		
	W/COUNTY	RAW	RANDOM	COUNT	FULL CHECK	SIGS.					
1. ALAMEDA	04/25/08	05/15/08		33,623						0	0.0%
2. ALPINE	04/25/08	05/12/08	05/12/08	0	0	0	0	0	0	0	0.0%
3. AMADOR	04/25/08	05/02/08	05/08/08	521	500	398	102	9		414	79.5%
4. BUTTE	04/25/08	04/30/08	05/06/08	8,929	500	413	87	1		7,074	79.2%
5. CALAVERAS	04/25/08	05/05/08	05/13/08	559	500	401	99	5		448	80.1%
6. COLUSA	04/25/08	04/25/08	05/20/08	419	419	274	145	8		274	65.4%
7. CONTRA COSTA	04/25/08	05/08/08	05/30/08	35,973	1,079	885	194	0		29,505	82.0%
8. DEL NORTE	04/25/08	04/30/08	05/28/08	164	164	117	46	1		117	71.3%
9. EL DORADO	04/24/08	05/02/08	05/12/08	3,994	500	432	68	0		3,451	86.4%
10. FRESNO	04/24/08	05/12/08	05/23/08	21,599	648	545	103	1		17,088	79.1%
11. GLENN	04/25/08	04/29/08	05/12/08	699	500	437	63	2		610	87.2%
12. HUMBOLDT	04/25/08	05/01/08	05/17/08	2,978	500	372	128	1		2,186	73.4%
13. IMPERIAL	04/25/08	04/29/08	05/21/08	4,429	500	368	132	0		3,260	73.6%
14. INYO	04/25/08	04/29/08	04/29/08	94	94	85	9	0		85	90.4%
15. KERN	04/25/08	05/05/08	05/16/08	15,909	500	398	102	0		12,664	79.6%
16. KINGS	04/25/08	04/30/08	05/09/08	1,082	500	418	82	1		902	83.4%
17. LAKE	04/25/08	04/30/08		1,179						0	0.0%
18. LASSEN	04/25/08	04/28/08	05/08/08	1,086	500	378	122	3		813	74.9%
19. LOS ANGELES	04/25/08	05/06/08	05/28/08	169,066	5,072	3,984	1,088	6		126,333	74.7%
20. MADERA	04/25/08	05/06/08	05/15/08	3,460	500	425	75	0		2,941	85.0%
21. MARIN	04/25/08	04/30/08	05/06/08	2,153	500	437	63	1		1,867	86.7%
22. MARIPOSA	04/25/08	04/30/08		230						0	0.0%
23. MENDOCINO	04/25/08	04/28/08	05/13/08	2,588	500	399	101	3		2,000	77.3%
24. MERCED	04/24/08	04/28/08	05/15/08	3,030	500	376	124	3		2,187	72.2%
25. MODOC	04/25/08	04/25/08	04/25/08	16	16	12	4	0		12	75.0%
26. MONO	04/24/08	05/19/08	05/19/08	19	19	18	1	0		18	94.7%
27. MONTEREY	04/25/08	04/30/08	05/10/08	4,545	500	374	126	2		3,253	71.6%
28. NAPA	04/25/08	05/01/08	05/09/08	3,315	500	398	102	3		2,527	76.2%
29. NEVADA	04/25/08	04/29/08	05/02/08	2,410	500	442	58	4		2,057	85.3%
30. ORANGE	04/25/08	05/05/08	06/18/08	64,485	1,935	1,600	335	1		52,244	81.0%
31. PLACER	04/24/08	04/29/08	05/02/08	15,050	500	420	80	0		12,642	84.0%
32. PLUMAS	04/25/08	05/08/08	05/19/08	715	715	552	163	2		552	77.2%
33. RIVERSIDE	04/24/08	05/02/08	05/31/08	45,087	1,353	1,066	287	2		33,369	74.0%
34. SACRAMENTO	04/24/08	05/05/08	05/30/08	42,947	1,288	1,016	272	1		32,799	76.4%
35. SAN BENITO	04/25/08	05/01/08	05/19/08	945	500	393	107	5		734	77.7%
36. SAN BERNARDINO	04/24/08	05/06/08	05/20/08	50,945	1,528	1,167	361	1		37,831	74.3%
37. SAN DIEGO	04/25/08	04/29/08	05/21/08	82,461	2,474	2,076	398	5		63,807	77.4%
38. SAN FRANCISCO	04/25/08	04/29/08	05/14/08	5,086	500	400	100	1		3,976	78.2%
39. SAN JOAQUIN	04/24/08	05/01/08	05/06/08	24,362	731	591	140	1		18,619	76.4%
40. SAN LUIS OBISPO	04/25/08	05/06/08	05/30/08	14,743	500	410	90	1		11,249	76.3%
41. SAN MATEO	04/25/08	04/29/08	05/21/08	5,083	500	416	84	0		4,229	83.2%
42. SANTA BARBARA	04/25/08	04/30/08	06/03/08	3,634	500	405	95	0		2,944	81.0%
43. SANTA CLARA	04/25/08	05/02/08	05/23/08	22,400	672	547	125	0		18,233	81.4%
44. SANTA CRUZ	04/25/08	04/28/08		6,260						0	0.0%
45. SHASTA	04/25/08	05/08/08	05/15/08	4,885	500	425	75	1		4,067	83.2%
46. SIERRA	04/28/08	05/13/08	05/13/08	5	5	3	2	0		3	60.0%
47. SISKIYOU	04/25/08	04/25/08	06/10/08	2,286	500	391	109	3		1,739	76.1%
48. SOLANO	04/23/08	04/29/08	05/07/08	13,699	500	400	100	0		10,959	80.0%
49. SONOMA	04/24/08	04/28/08	05/08/08	7,647	500	425	75	0		6,500	85.0%
50. STANISLAUS	04/24/08	04/24/08	05/22/08	18,748	562	458	104	1		14,199	75.7%
51. SUTTER	04/25/08	04/30/08	05/16/08	1,642	500	401	99	4		1,287	78.4%
52. TEHAMA	04/24/08	04/30/08	06/04/08	1,881	500	390	110	2		1,446	76.9%
53. TRINITY	04/25/08	04/28/08	05/01/08	116	116	92	24	0		92	79.3%
54. TULARE	04/25/08	05/02/08	05/12/08	8,578	500	403	97	0		6,914	80.6%
55. TUOLUMNE	04/25/08	04/28/08	05/08/08	1,555	500	405	95	3		1,240	79.7%
56. VENTURA	04/25/08	05/05/08	05/21/08	15,216	500	422	78	0		12,842	84.4%
57. YOLO	04/29/08	05/02/08	05/13/08	3,575	500	385	115	1		2,709	75.8%
58. YUBA	04/25/08	04/29/08	06/11/08	1,563	500	343	157	9		1,012	64.8%
RANGE:				110% = 477,369							
				100% = 433,971							
				95% = 412,273							
TOTAL:				789,668	35,890	28,788	7,101	98	580,322	77.54%	

For questions regarding this spreadsheet please contact:
 Secretary of State| Elections Division 916.657.2166
 11/05/2009 1:07 PM

1332. Bonds. Alternative Fuel Vehicles and Renewable Energy. Statute.

COUNTY	PETITION	SOS	SOS	RANDOM			VALID OR			%
	FILED	REC'D	REC'D	RAW	SAMPLE/	VALID	INVALID	DUP.	PROJ. VALID	
	W/COUNTY	RAW	RANDOM	COUNT	FULL CHECK	SIGS.				
1. ALAMEDA	05/06/08	06/09/08	05/17/08	49,107	1,473	1,163	310	2	36,616	74.6%
2. ALPINE	05/12/08	05/19/08	05/19/08	1	1	1	0	0	1	100.0%
3. AMADOR	05/15/08	05/19/08	05/22/08	778	500	423	77	5	654	84.0%
4. BUTTE	05/07/08	05/09/08	05/09/08	8,770	500	405	95	3	6,233	71.1%
5. CALAVERAS	05/09/08	05/13/08	05/20/08	515	500	422	78	4	435	84.4%
6. COLUSA	05/09/08	05/12/08	06/13/08	369	369	248	121	9	248	67.2%
7. CONTRA COSTA	05/06/08	05/16/08	06/13/08	33,586	1,008	812	196	0	27,055	80.6%
8. DEL NORTE	05/12/08	05/29/08	05/29/08	259	259	164	95	0	164	63.3%
9. EL DORADO	05/08/08	05/13/08	05/16/08	2,665	500	420	80	2	2,192	82.3%
10. FRESNO	05/07/08	05/12/08	05/31/08	15,532	500	417	83	1	12,020	77.4%
11. GLENN	05/09/08	05/13/08	06/03/08	708	500	417	83	4	588	83.1%
12. HUMBOLDT	05/02/08	05/17/08	06/12/08	2,382	500	394	106	2	1,841	77.3%
13. IMPERIAL	05/08/09	05/09/08		3,319					0	0.0%
14. INYO	05/12/08	05/15/08	05/15/08	206	206	181	25	0	181	87.9%
15. KERN	05/06/08	05/13/08	05/28/08	10,091	500	382	118	0	7,710	76.4%
16. KINGS	05/06/08	05/09/08	05/21/08	1,075	500	396	104	1	849	79.0%
17. LAKE	05/09/08	05/12/08		1,406					0	0.0%
18. LASSEN	05/09/08	05/09/08	06/06/08	566	500	305	195	2	345	60.9%
19. LOS ANGELES	05/05/08	05/19/08	05/30/08	195,897	5,877	4,556	1,321	6	145,398	74.2%
20. MADERA	05/09/08	05/13/08	06/02/08	2,366	500	437	63	1	2,050	86.7%
21. MARIN	05/08/08	05/08/08	05/16/08	6,851	500	439	61	0	6,015	87.8%
22. MARIPOSA	05/09/08	05/13/08		253					0	0.0%
23. MENDOCINO	05/09/08	05/09/08	06/16/08	2,325	500	406	94	1	1,871	80.5%
24. MERCED	05/06/08	05/07/08	05/24/08	3,359	500	352	148	0	2,365	70.4%
25. MODOC	05/12/08	05/29/08	05/29/08	26	26	23	3	0	23	88.5%
26. MONO	05/12/08	06/05/08	06/05/08	42	42	39	3	0	39	92.9%
27. MONTEREY	05/09/08	05/10/08	05/19/08	5,834	500	390	110	0	4,551	78.0%
28. NAPA	05/09/08	05/13/08	05/21/08	3,433	500	413	87	2	2,755	80.3%
29. NEVADA	05/09/08	05/16/08		2,806					0	0.0%
30. ORANGE	05/05/08	05/15/08	06/19/08	41,712	1,251	1,019	232	1	32,898	78.9%
31. PLACER	05/06/08	05/07/08	05/08/08	7,818	500	411	89	1	6,198	79.3%
32. PLUMAS	05/09/08	05/27/08	05/27/08	536	536	406	130	3	406	75.7%
33. RIVERSIDE	05/05/08	05/13/08	06/03/08	46,868	1,406	1,076	330	0	35,868	76.5%
34. SACRAMENTO	05/06/08	05/15/08	06/10/08	39,997	1,200	927	273	1	29,820	74.6%
35. SAN BENITO	05/16/08	05/21/08	05/28/08	795	500	393	107	10	615	77.4%
36. SAN BERNARDINO	05/05/08	05/13/08	05/20/08	52,933	1,588	1,232	356	3	37,833	71.5%
37. SAN DIEGO	05/05/08	05/13/08	06/02/08	73,867	2,216	1,827	389	3	57,667	78.1%
38. SAN FRANCISCO	05/05/08	05/07/08	05/27/08	16,805	504	412	92	1	12,659	75.3%
39. SAN JOAQUIN	05/06/08	05/06/08	05/14/08	18,481	543	410	133	0	13,954	75.5%
40. SAN LUIS OBISPO	05/07/08	05/09/08	05/29/08	7,139	500	395	105	1	5,450	76.3%
41. SAN MATEO	05/05/08	05/12/08	06/04/08	6,840	500	399	101	0	5,458	79.8%
42. SANTA BARBARA	05/05/08	05/08/08	06/20/08	4,799	500	388	112	0	3,724	77.6%
43. SANTA CLARA	05/05/08	05/13/08	05/27/08	23,667	710	579	131	0	19,300	81.5%
44. SANTA CRUZ	05/05/08	05/12/08	05/28/08	10,757	500	386	114	0	8,304	77.2%
45. SHASTA	05/09/08	05/16/08	05/23/08	3,639	500	420	79	1	3,011	82.7%
46. SIERRA	04/28/08	05/13/08	05/13/08	10	10	6	4	0	6	60.0%
47. SISKIYOU	05/09/08	05/12/08	06/13/08	515	500	412	88	3	424	82.4%
48. SOLANO	05/06/08	05/07/08	05/16/08	10,659	500	401	98	2	7,682	72.1%
49. SONOMA	05/05/08	05/12/08	05/13/08	12,541	500	401	99	2	8,850	70.6%
50. STANISLAUS	05/06/08	05/06/08	06/04/08	12,853	500	386	114	0	9,923	77.2%
51. SUTTER	05/09/08	05/13/08	05/15/08	917	500	400	100	2	731	79.7%
52. TEHAMA	05/09/08	05/16/08	06/16/08	927	500	381	119	4	700	75.5%
53. TRINITY	05/12/08	05/16/08	06/18/08	97	97	84	13	0	84	86.6%
54. TULARE	05/06/08	05/08/08	05/21/08	7,824	500	412	88	0	6,447	82.4%
55. TUOLUMNE	05/12/08	05/14/08	05/30/08	1,522	500	383	117	3	1,147	75.4%
56. VENTURA	05/05/08	05/19/08	05/21/08	14,653	500	428	72	0	12,543	85.6%
57. YOLO	05/06/08	05/14/08	05/21/08	4,475	500	390	110	3	3,277	73.2%
58. YUBA	05/09/08	05/21/08		1,171					0	0.0%
TOTAL				779,344	35,822	28,369	7,451	89	587,179	76.22%

For questions regarding this spreadsheet please contact:
Secretary of State| Elections Division 916.657.2166

11/05/2009 1:07 PM

1369. New Two-Thirds Vote Requirement for Local Public Electricity Providers. Initiative Constitutional Amendment.

COUNTY	PETITION	SOS	SOS	RANDOM						VALID OR PROJ. VALID	%
	FILED W/COUNTY	REC'D RAW	REC'D RANDOM	RAW COUNT	SAMPLE/ FULL CHECK	VALID SIGS.	INVALID	DUP.			
1. ALAMEDA	11/16/09	11/25/09	12/29/09	60,576	1,817	1,378	439	4	41,628	68.7%	
2. ALPINE	11/13/09	12/08/09	12/08/09	4	4	3	1	0	3	75.0%	
3. AMADOR	11/16/09	11/19/09	12/10/09	1,888	500	425	74	1	1,594	84.4%	
4. BUTTE	11/13/09	11/20/09	12/01/09	19,226	577	487	90	4	11,919	62.0%	
5. CALAVERAS	11/13/09	11/18/09	12/14/09	1,886	500	420	80	2	1,563	82.9%	
6. COLUSA	11/13/09	11/16/09	11/20/09	137	137	99	18	3	99	72.3%	
7. CONTRA COSTA	11/16/09	11/24/09	12/18/09	32,492	975	731	244	3	21,129	65.0%	
8. DEL NORTE	11/13/09	11/18/09	12/17/09	497	497	303	188	6	303	61.0%	
9. EL DORADO	11/17/09	11/20/09	12/08/09	4,056	500	414	86	2	3,243	80.0%	
10. FRESNO	11/13/09	11/20/09	01/04/10	29,152	884	777	107	4	21,405	73.4%	
11. GLENN	11/13/09	11/13/09	12/21/09	624	500	374	126	17	461	74.0%	
12. HUMBOLDT	11/13/09	12/18/09	12/18/09	1,160	500	354	146	1	818	70.5%	
13. IMPERIAL	11/13/09	11/18/09	12/11/09	124	124	91	33	2	91	73.4%	
14. INYO	11/16/09	11/23/09	11/23/09	46	46	36	10	0	36	78.3%	
15. KERN	11/13/09	11/25/09	12/14/09	36,422	1,093	738	355	3	21,361	58.6%	
16. KINGS	11/13/09	11/19/09	12/14/09	2,494	500	346	154	4	1,646	66.0%	
17. LAKE	11/13/09	11/20/09	12/21/09	1,550	500	377	123	5	1,136	73.3%	
18. LASSEN	11/13/09	11/18/09	12/10/09	64	64	51	13	1	51	79.7%	
19. LOS ANGELES	11/16/09	11/23/09	12/30/09	272,539	8,176	6,140	2,036	9	194,971	71.5%	
20. MADERA	11/13/09	12/08/09	12/21/09	2,444	500	378	122	2	1,810	74.0%	
21. MARIN	11/13/09	12/02/09	12/02/09	3,005	500	415	85	1	2,464	82.0%	
22. MARIPOSA	11/13/09	11/20/09	12/22/09	441	441	338	103	6	338	76.6%	
23. MENDOCINO	11/13/09	12/17/09	12/17/09	1,940	500	430	70	4	1,624	83.7%	
24. MERCED	11/13/09	11/18/09	11/30/09	4,582	500	336	164	1	3,004	65.6%	
25. MODOC	11/13/09	11/24/09	11/24/09	32	32	25	7	0	25	78.1%	
26. MONO	11/16/09	11/19/09	11/19/09	18	18	14	4	0	14	77.8%	
27. MONTEREY	11/13/09	11/16/09	12/17/09	3,645	500	375	125	0	2,734	75.0%	
28. NAPA	11/13/09	11/17/09	12/03/09	6,204	500	389	111	6	3,977	64.1%	
29. NEVADA	11/13/09	11/13/09	12/21/09	854	500	392	108	2	667	78.1%	
30. ORANGE	11/16/09	11/30/09	01/12/09	85,388	2,562	2,079	483	4	64,980	76.1%	
31. PLACER	11/17/09	11/23/09	11/23/09	7,580	500	401	99	0	6,079	80.2%	
32. PLUMAS	11/13/09	11/18/09	11/18/09	139	139	114	24	1	114	82.0%	
33. RIVERSIDE	11/16/09	11/23/09	01/07/10	33,378	1,001	763	238	0	25,442	76.2%	
34. SACRAMENTO	11/16/09	11/25/09	12/14/09	66,381	1,991	1,516	475	6	44,075	66.4%	
35. SAN BENITO	11/13/09	11/16/09	12/17/09	712	500	379	121	4	537	75.5%	
36. SAN BERNARDINO	11/16/09	11/30/09	01/12/10	89,324	2,680	2,049	631	5	62,905	70.4%	
37. SAN DIEGO	11/16/09	12/02/09	12/11/09	158,607	4,758	3,843	915	13	114,093	71.9%	
38. SAN FRANCISCO	11/16/09	11/23/09	12/15/09	4,997	500	351	149	0	3,508	70.2%	
39. SAN JOAQUIN	11/16/09	11/25/09	12/14/09	15,366	500	371	129	2	9,574	62.3%	
40. SAN LUIS OBISPO	11/13/09	11/24/09	12/23/09	6,098	500	378	122	2	4,337	71.1%	
41. SAN MATEO	11/13/09	11/19/09	12/17/09	4,677	500	352	148	0	3,293	70.4%	
42. SANTA BARBARA	11/16/09	11/23/09	12/18/09	5,676	500	356	144	1	3,924	69.1%	
43. SANTA CLARA	11/16/09	11/24/09	12/08/09	26,679	800	667	133	1	21,165	79.3%	
44. SANTA CRUZ	11/13/09	11/20/09	01/05/10	12,799	500	379	121	1	9,072	70.9%	
45. SHASTA	11/13/09	11/20/09	12/21/09	6,495	500	387	113	4	4,404	67.8%	
46. SIERRA	11/20/09	11/23/09	11/23/09	5	5	5	0	0	5	100.0%	
47. SISKIYOU	11/13/09	11/17/09	12/17/09	133	133	96	37	2	96	72.2%	
48. SOLANO	11/13/09	11/16/09	01/04/10	27,924	838	608	230	6	13,798	49.4%	
49. SONOMA	11/13/09	11/16/09	12/02/09	23,731	712	572	140	4	14,755	62.2%	
50. STANISLAUS	11/16/09	11/17/09	01/05/10	14,813	500	399	101	1	10,973	74.1%	
51. SUTTER	11/13/09	11/16/09	12/04/09	1,846	500	362	138	4	1,297	70.2%	
52. TEHAMA	11/13/09	11/23/09	12/21/09	1,286	500	375	125	4	948	73.7%	
53. TRINITY	11/13/09	11/20/09	11/20/09	84	84	63	21	0	63	75.0%	
54. TULARE	11/20/09	11/30/09	12/21/09	9,053	500	382	118	3	5,987	66.1%	
55. TUOLUMNE	11/13/09	11/16/09	12/02/09	5,997	500	414	85	1	4,834	80.6%	
56. VENTURA	11/13/09	11/25/09	01/11/10	20,215	606	476	130	2	13,720	67.9%	
57. YOLO	11/13/09	11/23/09	12/17/09	2,414	500	366	134	6	1,656	68.6%	
58. YUBA	11/13/09	11/17/09	12/03/09	2,045	500	345	155	7	1,323	64.7%	
TOTAL:				1,121,944	46,194	35,484	10,681	177	787,071	70.15%	

For questions regarding this spreadsheet please contact:
 Secretary of State| Elections Division 916.657.2166
 06/13/2011 1:28 PM

State of California

SECRETARY OF STATE

March 24, 2010

TO: ALL COUNTY CLERKS/REGISTRARS OF VOTERS (CCROV 10102)

Pursuant to Section 9033 of the Elections Code, I hereby certify that on March 24, 2010, the certificates received from the County Clerks or Registrars of Voters by the Secretary of State established that the CHANGES CALIFORNIA LAW TO LEGALIZE MARIJUANA AND ALLOW IT TO BE REGULATED AND TAXED. INITIATIVE STATUTE. (#1377), has been signed by the requisite number of qualified electors needed to declare the petition sufficient. CHANGES CALIFORNIA LAW TO LEGALIZE MARIJUANA AND ALLOW IT TO BE REGULATED AND TAXED. INITIATIVE STATUTE. (#1377) is, therefore, qualified for the next statewide election.

CHANGES CALIFORNIA LAW TO LEGALIZE MARIJUANA AND ALLOW IT TO BE REGULATED AND TAXED. INITIATIVE STATUTE. Allows people 21 years old or older to possess, cultivate, or transport marijuana for personal use. Permits local governments to regulate and tax commercial production and sale of marijuana to people 21 years old or older. Prohibits people from possessing marijuana on school grounds, using it in public, smoking it while minors are present, or providing it to anyone under 21 years old. Maintains current prohibitions against driving while impaired. Summary of estimate by Legislative Analyst and Director of Finance of fiscal impact on state and local governments: Savings of up to several tens of millions of dollars annually to state and local governments on the costs of incarcerating and supervising certain marijuana offenders. Unknown but potentially major tax, fee, and benefit assessment revenues to state and local government related to the production and sale of marijuana products. (09-0024.)



IN WITNESS WHEREOF, I hereunto set my hand
and affix the Great Seal of the State of California
this 24th day of March, 2010.

DEBRA BOWEN
Secretary of State

1377. Changes California Law to Legalize Marijuana and Allow it to be Regulated and Taxed. Initiative Statute.

COUNTY	PETITION	SOS	SOS	RANDOM			VALID OR			%
	FILED W/COUNTY	REC'D RAW	REC'D RANDOM	RAW COUNT	SAMPLE/ FULL CHECK	VALID SIGGS.	INVALID	DUP.	PROJ. VALID	
1. ALAMEDA	01/28/10	02/05/10	02/22/10	53,075	1,592	1,250	342	2	39,517	74.5%
2. ALPINE	02/12/10	02/12/10		0	0	0	0	0	0	0.0%
3. AMADOR	01/28/10	02/04/10	02/18/10	690	500	382	115	3	526	76.2%
4. BUTTE	01/28/10	02/02/10	02/10/10	10,528	500	399	101	0	8,401	79.8%
5. CALAVERAS	01/28/10	02/02/10	02/24/10	731	500	398	102	1	581	79.5%
6. COLUSA	01/29/10	01/29/10	02/11/10	108	108	79	29	0	79	73.1%
7. CONTRA COSTA	01/26/10	02/01/10	02/16/10	22,332	670	535	135	1	16,755	75.0%
8. DEL NORTE	01/29/10	02/03/10	02/12/10	24	24	17	7	0	17	70.8%
9. EL DORADO	01/28/10	02/01/10	02/25/10	3,738	500	403	97	1	2,964	79.3%
10. FRESNO	01/17/10	02/01/10	02/24/10	19,394	970	863	107	3	16,115	83.1%
11. GLENN	02/01/10	02/26/10	02/26/10	204	204	156	47	1	156	76.5%
12. HUMBOLDT	01/29/10	02/19/10	02/19/10	891	500	380	120	1	676	75.8%
13. IMPERIAL	01/29/10	02/05/10	02/11/10	265	265	225	40	1	225	84.9%
14. INYO	02/01/10	02/01/10	02/10/10	126	126	105	21	1	105	83.3%
15. KERN	01/29/10	02/10/10	02/16/10	7,069	500	339	161	2	4,421	62.5%
16. KINGS	01/29/10	02/03/10	02/19/10	906	500	308	192	5	551	60.8%
17. LAKE	01/29/10	02/01/10	03/12/10	1,181	500	395	105	7	910	77.1%
18. LASSEN	01/29/10	02/04/10	02/22/10	16	16	15	1	0	15	93.8%
19. LOS ANGELES	01/28/10	02/05/10	03/24/10	142,246	4,267	3,261	1,006	4	104,398	73.4%
20. MADERA	01/28/10	02/01/10	02/19/10	1,584	500	402	98	1	1,267	80.0%
21. MARIN	01/28/10	02/01/10	02/24/10	6,973	500	445	55	0	6,206	89.0%
22. MARIPOSA	02/02/10	02/09/10	03/09/10	221	221	172	49	1	172	77.8%
23. MENDOCINO	01/28/10	02/03/10	02/22/10	2,305	500	460	40	1	2,104	91.3%
24. MERCED	01/28/10	02/08/10	03/01/10	1,659	500	320	180	1	1,054	63.5%
25. MODOC	02/04/10	02/08/10	02/08/10	6	6	3	3	0	3	50.0%
26. MONO	02/03/10	02/08/10	02/08/10	34	34	28	6	0	28	82.4%
27. MONTEREY	01/28/10	01/29/10	02/23/10	4,506	500	414	86	1	3,659	81.2%
28. NAPA	01/28/10	02/01/10	03/19/10	4,431	500	406	94	0	3,598	81.2%
29. NEVADA	01/28/10	01/29/10	03/10/10	1,051	500	419	81	0	881	83.8%
30. ORANGE	01/28/10	02/09/10	03/11/10	45,048	1,351	1,023	328	0	34,111	75.7%
31. PLACER	01/28/10	02/01/10	02/23/10	5,093	500	392	108	1	3,899	76.6%
32. PLUMAS	01/29/10	02/03/10	02/03/10	85	85	62	22	1	62	72.9%
33. RIVERSIDE	01/27/10	02/03/10	03/17/10	30,856	926	679	247	1	21,548	69.8%
34. SACRAMENTO	01/28/10	02/08/10	02/26/10	36,809	1,104	839	265	1	26,895	73.1%
35. SAN BENITO	01/29/10	02/10/10	02/26/10	454	454	347	107	3	347	76.4%
36. SAN BERNARDINO	01/27/10	02/11/10	03/17/10	48,158	1,445	1,112	333	1	35,983	74.7%
37. SAN DIEGO	01/28/10	02/04/10	02/11/10	75,740	2,272	1,824	448	2	58,649	77.4%
38. SAN FRANCISCO	01/28/10	02/01/10	02/16/10	28,121	844	675	169	0	22,490	80.0%
39. SAN JOAQUIN	01/28/10	02/02/10	02/04/10	6,891	500	379	121	0	5,223	75.8%
40. SAN LUIS OBISPO	01/28/10	02/05/10	3/22/10	4,950	500	375	125	1	3,624	73.2%
41. SAN MATEO	01/28/10	02/02/10	02/18/10	7,169	500	387	113	1	5,358	74.7%
42. SANTA BARBARA	01/29/10	02/04/10	03/23/10	3,469	500	358	142	0	2,484	71.6%
43. SANTA CLARA	01/26/10	01/29/10	02/10/10	22,425	673	530	143	1	16,583	73.9%
44. SANTA CRUZ	01/26/10	01/29/10	02/24/10	13,212	500	398	102	0	10,517	79.6%
45. SHASTA	01/28/10	02/09/10	02/26/10	3,476	500	358	142	3	2,365	68.0%
46. SIERRA	01/29/10	02/08/10	02/08/10	7	7	7	0	0	7	100.0%
47. SISKIYOU	01/29/10	02/01/10	02/18/10	403	403	272	131	1	272	67.5%
48. SOLANO	01/26/10	01/27/10	02/24/10	12,466	500	381	119	2	8,306	66.6%
49. SONOMA	01/28/10	02/03/10	02/10/10	27,446	1,372	1,133	239	3	21,524	78.4%
50. STANISLAUS	01/28/10	02/02/10	03/09/10	5,891	500	429	71	1	4,927	83.6%
51. SUTTER	01/28/10	02/02/10	02/12/10	1,357	500	354	146	3	947	69.8%
52. TEHAMA	02/01/10	02/04/10	03/03/10	474	474	386	88	1	386	81.4%
53. TRINITY	01/29/10	02/12/10	02/12/10	85	85	44	41	0	44	51.8%
54. TULARE	01/29/10	02/04/10	02/22/10	5,414	500	389	111	0	4,212	77.8%
55. TUOLUMNE	01/28/10	01/29/10	02/11/10	1,917	500	417	83	0	1,599	83.4%
56. VENTURA	01/27/10	02/04/10	02/19/10	15,977	500	396	104	0	12,654	79.2%
57. YOLO	02/11/10	02/16/10	02/16/10	2,942	500	371	129	3	2,097	71.3%
58. YUBA	01/28/10	01/29/10	02/17/10	1,619	500	326	174	3	1,034	63.9%
TOTAL				694,248	34,998	27,222	7,771	71	523,531	75.41%

For questions regarding this spreadsheet please contact:
 Secretary of State| Elections Division 916.657.2166
 03/24/2010 4:59 PM

State of California


SECRETARY OF STATE

May 5, 2010

TO: ALL COUNTY CLERKS/REGISTRARS OF VOTERS (CCROV 10147)

Pursuant to Section 9033 of the Elections Code, I hereby certify that on May 5, 2010, the certificates received from the County Clerks or Registrars of Voters by the Secretary of State established that the **REDISTRICTING OF CONGRESSIONAL DISTRICTS. INITIATIVE CONSTITUTIONAL AMENDMENT. (#1380)**, has been signed by the requisite number of qualified electors needed to declare the petition sufficient. **REDISTRICTING OF CONGRESSIONAL DISTRICTS. INITIATIVE CONSTITUTIONAL AMENDMENT. (#1380)** is, therefore, qualified for the next statewide election.

REDISTRICTING OF CONGRESSIONAL DISTRICTS. INITIATIVE CONSTITUTIONAL AMENDMENT. Removes elected representatives from the process of establishing congressional districts and transfers that authority to the recently-authorized 14-member redistricting commission. Redistricting commission is comprised of five Democrats, five Republicans, and four voters registered with neither party. Requires that any newly-proposed district lines be approved by nine commissioners including three Democrats, three Republicans, and three from neither party. Summary of estimate by Legislative Analyst and Director of Finance of fiscal impact on state and local government: Probably no significant change in state redistricting costs. (09-0027.)



IN WITNESS WHEREOF, I hereunto set my hand
and affix the Great Seal of the State of California
this 5th day of May, 2010.

Debra Bowen

DEBRA BOWEN
Secretary of State

1380. Redistricting of Congressional Districts. Initiative Constitutional Amendment.

COUNTY	PETITION	SOS	SOS	RANDOM			VALID			VALID OR	
	FILED	REC'D	REC'D	RAW	SAMPLE/	VALID	INVALID	DUP.	PROJ. VALID	%	
	W/COUNTY	RAW	RANDOM	COUNT	FULL CHECK	SIGS.					
1. ALAMEDA	03/10/10	03/22/10	04/07/10	66,720	2,001	1,545	456	10	40,731	61.0%	
2. ALPINE	03/08/10	03/15/10	03/15/10	Random Notice:	3	3	0	3	0	0.0%	
3. AMADOR	03/08/10	03/11/10	03/25/10	03/23/10	1,511	500	429	67	1,272	84.2%	
4. BUTTE	03/08/10	03/10/10	03/23/10	Random Due:	8,068	500	386	114	5,740	71.1%	
5. CALAVERAS	03/09/10	03/11/10	03/22/10	05/05/10	1,248	500	376	124	901	72.2%	
6. COLUSA	03/08/10	03/08/10	03/18/10	419	419	311	108	14	311	74.2%	
7. CONTRA COSTA	03/10/10	03/18/10	04/30/10	53,730	1,612	1,249	363	4	37,320	69.5%	
8. DEL NORTE	03/08/10	03/15/10	03/30/10	116	116	71	45	0	71	61.2%	
9. EL DORADO	03/08/10	03/10/10	04/01/10	7,566	500	432	68	0	6,537	86.4%	
10. FRESNO	03/10/10	03/17/10	04/08/10	23,439	703	608	95	1	19,193	81.9%	
11. GLENN	03/09/10	03/10/10	04/02/10	263	263	205	58	3	205	77.9%	
12. HUMBOLDT	03/08/10	03/10/10	03/29/10	2,614	500	398	102	0	2,081	79.6%	
13. IMPERIAL	03/08/10	03/08/10	04/28/10	1,700	500	397	103	4	1,317	77.5%	
14. INYO	03/08/10	03/12/10	03/12/10	341	341	311	30	0	311	91.2%	
15. KERN	03/10/10	03/19/10	04/02/10	17,019	511	369	142	2	10,138	59.6%	
16. KINGS	03/08/10	03/11/10	04/02/10	3,341	500	388	112	2	2,517	75.3%	
17. LAKE	03/08/10	03/10/10	04/12/10	2,101	500	390	110	8	1,531	72.9%	
18. LASSEN	03/08/10	03/11/10	03/26/10	32	32	30	2	0	30	93.8%	
19. LOS ANGELES	03/10/10	03/22/10	05/05/10	248,656	7,460	5,825	1,635	20	172,605	69.4%	
20. MADERA	03/08/10	03/10/10	04/14/10	2,839	500	427	73	5	2,292	80.7%	
21. MARIN	03/08/10	03/12/10	03/25/10	5,439	500	447	53	2	4,648	85.4%	
22. MARIPOSA	03/05/10	03/18/10	04/06/10	273	273	206	67	4	206	75.5%	
23. MENDOCINO	03/08/10	03/11/10	04/06/10	1,943	500	444	56	4	1,681	86.5%	
24. MERCED	03/08/10	03/11/10	04/09/10	3,425	500	391	109	2	2,598	75.9%	
25. MODOC	03/08/10	03/11/10	03/11/10	45	45	28	17	3	28	62.2%	
26. MONO	03/08/10	03/08/10		0					0	0.0%	
27. MONTEREY	03/08/10	03/09/10	04/15/10	4,250	500	407	93	3	3,268	76.9%	
28. NAPA	03/08/10	03/16/10	03/25/10	8,987	500	396	104	6	5,287	58.8%	
29. NEVADA	03/09/10	03/10/10	04/21/10	4,415	500	415	85	1	3,595	81.4%	
30. ORANGE	03/10/10	03/22/10	04/21/10	103,563	3,107	2,581	526	11	74,176	71.6%	
31. PLACER	03/08/10	03/11/10	03/18/10	12,944	500	429	71	0	11,106	85.8%	
32. PLUMAS	03/08/10	03/11/10	03/11/10	59	59	44	15	0	44	74.6%	
33. RIVERSIDE	03/10/10	03/18/10	05/03/10	75,110	2,253	1,801	452	8	51,417	68.5%	
34. SACRAMENTO	03/10/10	03/22/10	04/09/10	72,122	2,164	1,722	442	8	48,772	67.6%	
35. SAN BENITO	03/08/10	04/23/10	04/23/10	917	500	381	119	6	690	75.2%	
36. SAN BERNARDINO	03/10/10	03/22/10	04/19/10	77,154	2,315	1,891	424	5	57,636	74.7%	
37. SAN DIEGO	03/10/10	03/22/10	04/06/10	115,975	3,479	2,949	530	8	89,684	77.3%	
38. SAN FRANCISCO	03/10/10	03/16/10	03/26/10	14,955	500	380	120	0	11,366	76.0%	
39. SAN JOAQUIN	03/10/10	03/16/10	03/19/10	17,278	518	392	126	1	11,996	69.4%	
40. SAN LUIS OBISPO	03/08/10	03/17/10	05/03/10	12,610	500	399	101	0	10,063	79.8%	
41. SAN MATEO	03/10/10	03/12/10		7,887					0	0.0%	
42. SANTA BARBARA	03/10/10	03/18/10	04/09/10	3,602	500	337	163	2	2,338	64.9%	
43. SANTA CLARA	03/10/10	03/16/10	03/26/10	52,981	1,578	1,293	296	3	40,131	75.7%	
44. SANTA CRUZ	03/10/10	03/16/10	04/16/10	15,694	500	392	108	1	11,350	72.3%	
45. SHASTA	03/08/10	03/15/10	04/14/10	5,246	500	397	103	5	3,667	69.9%	
46. SIERRA	03/08/10	03/18/10	05/04/10	18	18	15	3	0	15	83.3%	
47. SISKIYOU	03/08/10	03/09/10	03/30/10	915	500	373	127	1	681	74.4%	
48. SOLANO	03/10/10	03/17/10	05/03/10	22,193	666	501	165	2	14,541	65.5%	
49. SONOMA	03/09/10	03/17/10	03/25/10	30,625	919	767	152	2	23,405	76.4%	
50. STANISLAUS	03/10/10	03/16/10	03/29/10	20,859	626	509	117	0	16,960	81.3%	
51. SUTTER	03/08/10	03/10/10	03/25/10	2,869	500	389	111	0	2,232	77.8%	
52. TEHAMA	03/08/10	03/11/10	04/02/10	2,184	500	420	80	1	1,820	83.3%	
53. TRINITY	03/09/10	03/17/10	03/17/10	119	119	93	26	0	93	78.2%	
54. TULARE	03/08/10	03/11/10	04/06/10	10,357	500	402	98	1	7,919	76.5%	
55. TUOLUMNE	03/08/10	03/10/10	03/31/10	RANGE:	1,131	500	420	78	944	83.5%	
56. VENTURA	03/10/10	03/22/10	03/29/10	110% = 763,790	23,299	699	570	129	17,922	76.9%	
57. YOLO	03/08/10	03/08/10	04/08/10	100% = 694,354	6,008	500	366	134	3,736	62.2%	
58. YUBA	03/08/10	03/15/10	03/30/10	95% = 659,637	1,446	500	405	95	1,144	79.1%	
TOTAL:				1,180,623	46,799	37,499	9,305	192	842,260	71.82%	

1381. Allows Auto Insurance Companies to Base Their Prices in Part on a Driver's History of Insurance Coverage. Initiative Statute.

COUNTY	PETITION FILED W/COUNTY	SOS REC'D RAW	SOS REC'D RANDOM		RAW COUNT	RANDOM SAMPLE/ FULL CHECK	VALID SIGS.	INVALID	DUP.	VALID OR PROJ. VALID	%
1. ALAMEDA	12/14/09	12/29/09	01/12/10		34,264	1,028	797	231	0	26,565	77.5%
2. ALPINE				Random Notice:	0	0	0	0	0	0	0.0%
3. AMADOR	12/15/09	12/17/09	12/30/09	12/22/09	625	500	384	113	3	479	76.7%
4. BUTTE	12/15/09	12/21/09	01/13/10	Random Due:	4,990	500	417	83	0	4,162	83.4%
5. CALAVERAS	12/16/09	12/22/09	12/22/09	02/05/10	392	392	317	75	3	317	80.9%
6. COLUSA	12/15/09	12/17/09	01/12/10	Qualified:	155	155	103	52	2	103	66.5%
7. CONTRA COSTA	12/14/09	12/21/09	01/12/10	01/20/10	28,803	864	690	174	1	21,924	76.1%
8. DEL NORTE	12/15/09	01/04/10	01/04/10		9	9	4	5	0	4	44.4%
9. EL DORADO	12/15/09	12/16/09	01/04/10		4,466	500	425	74	1	3,725	83.4%
10. FRESNO	12/14/09	12/15/09	01/22/10		13,683	500	442	58	1	11,374	83.1%
11. GLENN	12/15/09	12/21/09	12/28/09		124	124	94	30	0	94	75.8%
12. HUMBOLDT	12/16/09	01/20/10	01/20/10		700	500	353	147	0	494	70.6%
13. IMPERIAL	12/15/09	01/06/10	01/06/10		278	278	232	46	1	232	83.5%
14. INYO	12/15/09	12/28/09	12/29/09		480	480	431	49	0	431	89.8%
15. KERN	12/14/09	12/17/09	01/04/10		10,950	500	380	120	1	7,864	71.8%
16. KINGS	12/15/09	12/21/09			2,381					0	0.0%
17. LAKE	12/15/09	12/21/09	01/27/10		1,136	500	413	87	3	930	81.8%
18. LASSEN	12/15/09	12/21/09	01/06/10		33	33	24	9	0	24	72.7%
19. LOS ANGELES	12/14/09	12/22/09	01/19/10		179,020	5,371	4,046	1,325	4	130,546	72.9%
20. MADERA	12/15/09	01/21/10	01/21/10		1,391	500	413	87	0	1,149	82.6%
21. MARIN	12/15/09	12/17/09	01/05/10		3,003	500	420	80	2	2,462	82.0%
22. MARIPOSA	12/14/09	12/23/09	01/13/10		136	136	110	26	2	110	80.9%
23. MENDOCINO	12/15/09	12/29/09	12/29/09		1,165	500	449	51	0	1,046	89.8%
24. MERCED	12/15/09	12/17/09	12/28/09		743	500	355	145	0	528	71.0%
25. MODOC	12/15/09	01/12/10	01/12/10		21	21	12	9	0	12	57.1%
26. MONO										0	0.0%
27. MONTEREY	12/15/09	12/15/09	01/14/10		2,641	500	403	97	2	2,083	78.9%
28. NAPA	12/15/09	12/21/09	01/05/10		3,784	500	412	88	0	3,118	82.4%
29. NEVADA	12/16/09	12/16/09			1,111					0	0.0%
30. ORANGE	12/14/09	12/24/09	01/11/10		91,906	2,757	2,193	564	1	72,027	78.4%
31. PLACER	12/15/09	12/16/09	12/22/09		7,065	500	408	92	0	5,765	81.6%
32. PLUMAS	12/15/09	12/18/09	12/18/09		63	63	40	23	0	40	63.5%
33. RIVERSIDE	12/14/09	12/17/09	01/19/10		39,858	1,196	911	285	1	29,283	73.5%
34. SACRAMENTO	12/14/09	12/22/09	01/22/10		42,173	1,265	989	276	1	31,894	75.6%
35. SAN BENITO	12/15/09	12/21/09			267					0	0.0%
36. SAN BERNARDINO	12/14/09	12/21/09	01/19/10		60,144	1,805	1,413	392	2	44,928	74.7%
37. SAN DIEGO	12/14/09	12/17/09	12/21/09		66,701	2,001	1,622	379	1	52,990	79.4%
38. SAN FRANCISCO	12/15/09	12/17/09	01/13/10		8,435	500	376	124	0	6,343	75.2%
39. SAN JOAQUIN	12/14/09	12/18/09	12/22/09		10,758	500	382	118	0	8,219	76.4%
40. SAN LUIS OBISPO	12/15/09	12/23/09	01/14/10		4,810	500	378	122	1	3,553	73.9%
41. SAN MATEO	12/15/09	12/17/09	01/26/10		2,991	500	375	125	0	2,243	75.0%
42. SANTA BARBARA	12/14/09	12/18/09	01/14/10		2,060	500	369	131	2	1,495	72.6%
43. SANTA CLARA	12/14/09	12/17/09	12/28/09		14,538	500	443	57	0	12,881	88.6%
44. SANTA CRUZ	12/15/09	12/21/09			7,988					0	0.0%
45. SHASTA	12/15/09	12/23/09	01/12/10		2,695	500	399	101	1	2,127	78.9%
46. SIERRA	12/15/09	12/22/09	12/22/09		10	10	7	3	0	7	70.0%
47. SISKIYOU	12/15/09	12/15/09	12/31/09		722	500	359	141	3	516	71.5%
48. SOLANO	12/14/09	12/16/09	01/05/10		16,367	500	396	104	0	12,963	79.2%
49. SONOMA	12/14/09	12/16/09	01/07/10		17,706	531	441	90	0	14,705	83.1%
50. STANISLAUS	12/14/09	12/14/09	01/19/10		8,909	500	405	95	0	7,216	81.0%
51. SUTTER	12/15/09	12/21/09	01/21/10		2,001	500	328	172	2	1,289	64.4%
52. TEHAMA	12/15/09	12/17/09	01/06/10		268	268	226	42	0	226	84.3%
53. TRINITY	12/14/09	12/30/09	12/30/09		57	57	43	14	0	43	75.4%
54. TULARE	12/14/09	12/29/09	01/06/10		7,089	500	355	103	0	5,033	71.0%
55. TUOLUMNE	12/15/09	12/16/09	12/22/09	RANGE:	461	461	367	93	1	367	79.6%
56. VENTURA	12/14/09	12/22/09	01/22/10	110% = 477,369	11,527	500	382	118	0	8,807	76.4%
57. YOLO	12/15/09	12/18/09	01/12/10	100% = 433,971	3,083	500	369	131	2	2,212	71.7%
58. YUBA	12/15/09	12/15/09	12/28/09	95% = 412,273	1,155	500	381	119	1	877	75.9%
TOTAL:					728,291	33,805	26,483	7,275	45	547,825	76.45%


For questions regarding this spreadsheet please contact:
 Secretary of State| Elections Division 916.657.2166
 06/08/2011 2:18 PM

FULL CHECK 1394. Limits on Legislators' Terms in Office. Initiative Constitutional Amendment.

COUNTY	PETITION FILED W/COUNTY	SOS REC'D RAW	SOS REC'D FULL CHECK	RAW COUNT	FULL CHECK	VALID SIGS.	INVALID	DUP.	VALID	%
1. ALAMEDA	04/22/10	05/13/10	07/23/10	48,454	48,454	33,879	14,575	2,917	33,879	69.9%
2. ALPINE	04/22/10	04/26/10	04/26/10	3	3	1	2	0	1	33.3%
3. AMADOR	04/22/10	04/27/10	06/30/10	1,350	1,350	1,109	241	31	1,109	82.1%
4. BUTTE	04/19/10	04/26/10	07/16/10	8,596	8,596	6,588	2,008	282	6,588	76.6%
5. CALAVERAS	04/22/10	04/30/10		2,102					0	0.0%
6. COLUSA	04/22/10	04/23/10	06/14/10	276	276	219	57	3	219	79.3%
7. CONTRA COSTA	04/22/10	05/06/10	07/16/10	37,857	37,857	27,589	10,268	1,907	27,589	72.9%
8. DEL NORTE	04/22/10	04/28/10	07/28/10	963					0	0.0%
9. EL DORADO	04/22/10	04/28/10	07/01/10	5,430	5,430	4,426	1,004	165	4,426	81.5%
10. FRESNO	04/22/10	04/30/10	07/19/10	21,283	21,283	18,013	3,270	981	18,013	84.6%
11. GLENN	04/22/10	04/26/10	06/14/10	491	491	403	81	7	403	82.1%
12. HUMBOLDT	04/22/10	04/26/10	07/09/10	4,485	4,485	3,496	989	63	3,496	77.9%
13. IMPERIAL	04/22/10	04/27/10	06/28/10	1,104	1,104	633	471	8	633	57.3%
14. INYO	04/22/10	06/16/10	06/16/10	102	102	95	7	0	95	93.1%
15. KERN	04/22/10	05/03/10	07/07/10	12,011	12,011	9,218	2,793	335	9,218	76.7%
16. KINGS	04/22/10	04/26/10	07/06/10	3,520	3,520	2,584	936	74	2,584	73.4%
17. LAKE	04/22/10	04/23/10	07/01/10	2,617	2,617	1,903	714	68	1,903	72.7%
18. LASSEN	04/22/10	04/26/10	07/12/10	1,841	1,841	1,446	395	8	1,446	78.5%
19. LOS ANGELES	04/22/10	05/04/10	07/28/10	237,347	237,347	167,847	69,500	13,159	167,847	70.7%
20. MADERA	04/22/10	04/30/10	07/12/10	3,867	3,867	3,038	829	75	3,038	78.6%
21. MARIN	04/22/10	04/28/10	07/23/10	3,997	3,997	3,297	700	118	3,297	82.5%
22. MARIPOSA	04/22/10	04/28/10	05/14/10	199	199	157	42	2	157	78.9%
23. MENDOCINO	04/22/10	04/28/10	07/14/10	3,016	3,016	2,670	346	39	2,670	88.5%
24. MERCED	04/22/10	04/26/10	07/28/10	5,247	5,247	3,769	1,478	152	3,769	71.8%
25. MODOC	04/22/10	04/26/10	04/26/10	53	53	37	16	0	37	69.8%
26. MONO	04/22/10	04/29/10	04/29/10	30	30	24	6	0	24	80.0%
27. MONTEREY	04/22/10	04/28/10	07/09/10	6,697	6,697	5,274	1,423	127	5,274	78.8%
28. NAPA	04/22/10	04/28/10	07/01/10	4,797	4,797	3,582	1,215	216	3,582	74.7%
29. NEVADA	04/22/10	04/23/10	07/23/10	4,146	4,146	3,318	828	173	3,318	80.0%
30. ORANGE	04/22/10	05/05/10	07/28/10	83,723	83,723	65,878	17,845	3,364	65,878	78.7%
31. PLACER	04/22/10	04/26/10	06/28/10	9,530	9,530	7,635	1,895	322	7,635	80.1%
32. PLUMAS	04/22/10	05/04/10	05/05/10	988	988	777	211	5	777	78.6%
33. RIVERSIDE	04/22/10	05/03/10	07/28/10	53,978	53,978	40,259	13,719	1,788	40,259	74.6%
34. SACRAMENTO	04/22/10	04/28/10	07/27/10	47,193	47,193	33,987	13,206	2,671	33,987	72.0%
35. SAN BENITO	04/22/10	05/06/10	07/28/10	1,908	1,908	1,296	612	59	1,296	67.9%
36. SAN BERNARDINO	04/22/10	05/04/10	07/19/10	63,640	63,640	47,086	16,554	2,677	47,086	74.0%
37. SAN DIEGO	04/22/10	04/29/10	07/28/10	83,622	83,622	67,003	16,619	4,189	67,003	80.1%
38. SAN FRANCISCO	04/22/10	04/30/10	06/30/10	12,485	12,485	8,528	3,957	624	8,528	68.3%
39. SAN JOAQUIN	04/22/10	04/28/10	07/15/10	14,801	14,801	10,936	3,865	440	10,936	73.9%
40. SAN LUIS OBISPO	04/22/10	04/26/10	07/28/10	10,571	10,571	8,102	2,469	519	8,102	76.6%
41. SAN MATEO	04/22/10	04/28/10	07/27/10	10,536	10,536	7,909	2,627	271	7,909	75.1%
42. SANTA BARBARA	04/22/10	04/28/10	07/27/10	7,218	7,218	4,881	2,337	99	4,881	67.6%
43. SANTA CLARA	04/22/10	05/04/10	07/21/10	49,966	49,966	36,452	13,514	1,969	36,452	73.0%
44. SANTA CRUZ	04/22/10	04/30/10	07/27/10	7,817	7,817	5,455	2,362	265	5,455	69.8%
45. SHASTA	04/22/10	05/03/10	07/16/10	6,856	6,856	5,317	1,539	210	5,317	77.6%
46. SIERRA	04/20/10	05/27/10	05/27/10	120	120	111	9	0	111	92.5%
47. SISKIYOU	04/22/10	04/22/10	06/24/10	904	904	667	237	26	667	73.8%
48. SOLANO	04/22/10	04/26/10	07/01/10	17,232	17,232	11,504	5,728	983	11,504	66.8%
49. SONOMA	04/22/10	04/26/10	07/19/10	16,161	16,161	12,160	4,001	678	12,160	75.2%
50. STANISLAUS	04/22/10	04/26/10	07/23/10	17,373	17,373	13,426	3,947	779	13,426	77.3%
51. SUTTER	04/22/10	04/23/10	07/08/10	2,638	2,638	2,147	491	67	2,147	81.4%
52. TEHAMA	04/22/10	04/30/10	06/29/10	2,733	2,733	2,280	453	40	2,280	83.4%
53. TRINITY	04/19/10	05/19/10	06/16/10	145	145	113	32	0	113	77.9%
54. TULARE	04/27/10	05/06/10	07/14/10	7,874	7,874	5,976	1,898	174	5,976	75.9%
55. TUOLUMNE	04/22/10	04/22/10	06/25/10	2,239	2,239	1,821	418	68	1,821	81.3%
56. VENTURA	04/22/10	05/04/10	07/20/10	21,020	21,020	16,483	4,537	842	16,483	78.4%
57. YOLO	04/22/10	04/22/10	07/08/10	3,199	3,199	2,331	868	104	2,331	72.9%
58. YUBA	04/22/10	04/22/10	06/24/10	1,370	1,370	1,086	284	24	1,086	79.3%
TOTAL:				979,721	976,656	726,221	250,428	44,167	726,221	74.36%

1394. Limits on Legislators' Terms in Office. Initiative Constitutional Amendment

COUNTY	PETITION	SOS	SOS	RANDOM			VALID OR			%
	FILED W/COUNTY	REC'D RAW	REC'D RANDOM	RAW COUNT	SAMPLE/ FULL CHECK	VALID SIGNS	INVALID	DUP.	PROJ. VALID	
1. ALAMEDA	04/22/10	05/13/10	06/16/10	48,454	1,454	1,088	366	1	35,180	72.6%
2. ALPINE	04/22/10	04/26/10	04/26/10	3	3	1	2	0	1	33.3%
3. AMADOR	04/22/10	04/27/10	05/04/10	1,349	500	420	72	8	1,097	81.3%
4. BUTTE	04/19/10	04/26/10	05/05/10	8,596	500	372	128	1	6,117	71.2%
5. CALAVERAS	04/22/10	04/30/10	05/06/10	2,102	500	416	84	6	1,668	79.4%
6. COLUSA	04/22/10	04/23/10	06/14/10	276	276	219	57	3	219	79.3%
7. CONTRA COSTA	04/22/10	05/06/10		37,856					0	0.0%
8. DEL NORTE	04/22/10	04/28/10	05/25/10	963	500	339	161	1	3,574	65.8%
9. EL DORADO	04/22/10	04/28/10	05/11/10	5,430	500	420	80	2	4,347	80.1%
10. FRESNO	04/22/10	04/30/10	06/05/10	21,283	638	554	84	2	16,322	76.7%
11. GLENN	04/22/10	04/26/10	06/14/10	491	491	403	81	7	403	82.1%
12. HUMBOLDT	04/22/10	04/26/10	05/27/10	4,485	500	402	98	0	3,606	80.4%
13. IMPERIAL	04/22/10	04/27/10	05/10/10	1,104	500	314	186	2	688	62.3%
14. INYO	04/22/10	06/16/10	06/16/10	102	102	95	7	0	95	93.1%
15. KERN	04/22/10	05/03/10	05/12/10	12,011	500	399	101	1	9,032	75.2%
16. KINGS	04/22/10	04/26/10	05/10/10	3,520	500	370	130	0	2,605	74.0%
17. LAKE	04/22/10	04/23/10	05/13/10	2,617	500	376	124	1	1,946	74.4%
18. LASSEN	04/22/10	04/26/10	05/06/10	1,841	500	380	120	1	1,389	75.5%
19. LOS ANGELES	04/22/10	05/04/10	06/15/10	237,347	7,120	5,583	1,537	13	172,098	72.5%
20. MADERA	04/22/10	04/30/10	06/16/10	3,867	500	401	99	2	2,997	77.5%
21. MARIN	04/22/10	04/28/10	05/07/10	3,997	500	431	67	2	3,334	83.4%
22. MARIPOSA	04/22/10	04/28/10	05/14/10	199	199	157	42	2	157	78.9%
23. MENDOCINO	04/22/10	04/28/10	05/24/10	3,016	500	449	51	0	2,708	89.8%
24. MERCED	04/22/10	04/26/10	05/04/10	5,249	500	338	162	1	3,449	65.7%
25. MODOC	04/22/10	04/26/10	04/26/10	53	53	37	16	0	37	69.8%
26. MONO	04/22/10	04/29/10	04/29/10	30	30	24	6	0	24	80.0%
27. MONTEREY	04/22/10	04/28/10	05/12/10	6,697	500	395	105	0	5,291	79.0%
28. NAPA	04/22/10	04/28/10	05/11/10	4,797	500	396	104	1	3,717	77.5%
29. NEVADA	04/22/10	04/23/10	06/15/10	4,137	500	423	77	6	3,139	75.9%
30. ORANGE	04/22/10	05/05/10	05/17/10	83,723	2,512	2,078	434	2	67,103	80.1%
31. PLACER	04/22/10	04/26/10	06/16/10	9,529	500	429	71	0	8,176	85.8%
32. PLUMAS	04/22/10	05/04/10	05/05/10	988	988	777	211	5	777	78.6%
33. RIVERSIDE	04/22/10	05/03/10	06/15/10	53,978	1,619	1,313	306	1	42,698	79.1%
34. SACRAMENTO	04/22/10	04/28/10	06/05/10	47,193	1,416	1,108	308	2	34,773	73.7%
35. SAN BENITO	04/22/10	05/06/10	05/17/10	1,908	500	363	137	6	1,321	69.2%
36. SAN BERNARDINO	04/22/10	05/04/10	05/14/10	63,640	1,909	1,507	402	1	49,161	77.2%
37. SAN DIEGO	04/22/10	04/29/10	05/18/10	83,622	2,509	2,100	409	1	68,913	82.4%
38. SAN FRANCISCO	04/22/10	04/30/10	05/11/10	12,485	500	360	140	5	5,997	48.0%
39. SAN JOAQUIN	04/22/10	04/28/10	05/03/10	14,801	500	385	115	1	10,550	71.3%
40. SAN LUIS OBISPO	04/22/10	04/26/10	05/20/10	10,562	500	388	113	0	8,196	77.6%
41. SAN MATEO	04/22/10	04/28/10	06/11/10	10,537	500	371	129	1	7,395	70.2%
42. SANTA BARBARA	04/22/10	04/28/10	06/15/10	7,218	500	315	185	0	4,547	63.0%
43. SANTA CLARA	04/22/10	05/04/10	06/01/10	49,966	1,499	1,211	288	1	39,288	78.6%
44. SANTA CRUZ	04/22/10	04/30/10	05/13/10	7,825	500	361	139	3	4,962	63.4%
45. SHASTA	04/22/10	05/03/10	06/04/10	6,856	500	389	111	2	4,985	72.7%
46. SIERRA	04/20/10	05/27/10	05/27/10	120	120	111	9	0	111	92.5%
47. SISKIYOU	04/22/10	04/22/10	05/19/10	904	500	375	125	6	669	74.0%
48. SOLANO	04/22/10	04/26/10	05/13/10	17,232	517	373	144	1	11,355	65.9%
49. SONOMA	04/22/10	04/26/10	06/16/10	16,161	500	397	103	1	11,819	73.1%
50. STANISLAUS	04/22/10	04/26/10	06/04/10	17,373	521	429	92	0	14,305	82.3%
51. SUTTER	04/22/10	04/23/10	05/06/10	2,638	500	412	88	2	2,129	80.7%
52. TEHAMA	04/22/10	04/30/10	05/21/10	2,733	500	432	68	1	2,337	85.5%
53. TRINITY	04/19/10	05/19/10	06/16/10	145	145	113	32	0	113	77.9%
54. TULARE	04/27/10	05/06/10	05/21/10	7,874	500	387	113	0	6,094	77.4%
55. TUOLUMNE	04/22/10	04/22/10	06/16/10	2,239	500	424	76	4	1,836	82.0%
56. VENTURA	04/22/10	05/04/10	05/13/10	21,020	631	507	124	0	16,889	80.3%
57. YOLO	04/22/10	04/22/10	06/16/10	3,149	500	373	127	0	2,349	74.6%
58. YUBA	04/22/10	04/22/10	05/06/10	1,366	500	395	105	5	1,055	77.3%
TOTAL:				979,657	42,252	33,385	8,851	114	716,143	75.58%



SECRETARY OF STATE


June 24, 2010

TO: ALL COUNTY CLERKS/REGISTRARS OF VOTERS (CCROV 10198)

Pursuant to Section 9033 of the Elections Code, I hereby certify that on June 24, 2010, the certificates received from the County Clerks or Registrars of Voters by the Secretary of State established that the **CHANGES LEGISLATIVE VOTE REQUIREMENT TO PASS A BUDGET FROM TWO-THIRDS TO A SIMPLE MAJORITY. RETAINS TWO-THIRDS VOTE REQUIREMENT FOR TAXES. INITIATIVE CONSTITUTIONAL AMENDMENT. (#1408)**, has been signed by the requisite number of qualified electors needed to declare the petition sufficient. **CHANGES LEGISLATIVE VOTE REQUIREMENT TO PASS A BUDGET FROM TWO-THIRDS TO A SIMPLE MAJORITY. RETAINS TWO-THIRDS VOTE REQUIREMENT FOR TAXES. INITIATIVE CONSTITUTIONAL AMENDMENT. (#1408)** is, therefore, qualified for the next statewide election.

CHANGES LEGISLATIVE VOTE REQUIREMENT TO PASS A BUDGET FROM TWO-THIRDS TO A SIMPLE MAJORITY. RETAINS TWO-THIRDS VOTE REQUIREMENT FOR TAXES. INITIATIVE CONSTITUTIONAL AMENDMENT. Changes the legislative vote requirement necessary to pass the state budget from two-thirds to a simple majority. Provides that if the Legislature fails to pass a budget bill by June 15, all members of the Legislature will permanently forfeit any reimbursement for salary and expenses for every day until the day the Legislature passes a budget bill. Summary of estimate by Legislative Analyst and Director of Finance of fiscal impact on state and local government: Unknown changes in the content of the state budget from lowering the legislative vote requirement for passage. Fiscal impact would depend on the composition and actions of future Legislatures. Minor reduction in state costs related to compensation of legislators in years when the budget bill is passed after June 15. (09-0057.)

IN WITNESS WHEREOF, I hereunto set my hand and affix the Great Seal of the State of California this 24th day of June, 2010.




Debra Bowen

DEBRA BOWEN
Secretary of State

1408. Changes Legislative Vote Requirement to Pass a Budget from Two-Thirds to a Simple Majority. Retains Two-Thirds Vote Requirement for Taxes. Initiative Constitutional Amendment

COUNTY	PETITION FILED W/COUNTY	SOS REC'D RAW	SOS REC'D RANDOM		RAW COUNT	RANDOM SAMPLE/ FULL CHECK	VALID SIGGS.	INVALID	DUP.	VALID OR PROJ. VALID	%
1. ALAMEDA	05/10/10	06/22/10	06/22/10		58,464	1,754	1,352	402	5	39,876	67.9%
2. ALPINE	05/10/10	05/20/10	05/20/10	Random Notice:	5	5	5	0	0	5	100.0%
3. AMADOR	05/10/10	05/13/10	05/21/10	05/21/10	1,978	500	405	95	2	1,579	79.8%
4. BUTTE	05/07/10	05/18/10	05/25/10	Random Due:	12,522	500	395	105	0	9,892	79.0%
5. CALAVERAS	05/07/10	05/24/10	06/24/10	07/05/10	2,039	500	421	79	1	1,704	83.6%
6. COLUSA	05/10/10	05/13/10	06/18/10		489	489	377	112	14	377	77.1%
7. CONTRA COSTA	05/10/10	06/15/10	06/24/10		44,303	1,329	1,035	294	4	30,191	68.1%
8. DEL NORTE	05/10/10	05/13/10	06/18/10		963	500	335	165	2	642	66.6%
9. EL DORADO	05/07/10	05/18/10	06/16/10		6,597	500	399	101	0	5,264	79.8%
10. FRESNO	05/10/10	05/24/10			27,792					0	0.0%
11. GLENN	05/11/10	05/13/10			890					0	0.0%
12. HUMBOLDT	05/07/10	05/25/10	06/22/10		5,772	500	399	101	1	4,484	77.7%
13. IMPERIAL	05/07/10	05/10/10	06/21/10		1,141	500	326	174	6	726	63.7%
14. INYO	05/10/10	05/12/10	06/16/10		808	500	387	113	15	610	75.6%
15. KERN	05/10/10	05/17/10	06/04/10		12,810	500	387	113	0	9,915	77.4%
16. KINGS	05/07/10	05/12/10	05/13/10		2,568	500	387	113	1	1,966	76.6%
17. LAKE	05/10/10	05/12/10	06/17/10		3,392	500	363	137	2	2,384	70.3%
18. LASSEN	05/07/10	05/17/10	06/22/10		2,598	500	420	80	0	2,181	84.0%
19. LOS ANGELES	05/10/10	05/20/10	06/24/10		271,760	8,153	6,169	1,984	8	197,006	72.5%
20. MADERA										0	0.0%
21. MARIN	05/10/10	05/13/10	06/04/10		7,577	500	434	66	0	6,577	86.8%
22. MARIPOSA	05/10/10	05/19/10			236					0	0.0%
23. MENDOCINO	05/07/10	06/18/10	06/18/10		5,504	500	447	53	2	4,700	85.4%
24. MERCED	05/07/10	05/17/10	05/26/10		7,126	500	378	122	3	4,821	67.6%
25. MODOC	05/10/10	05/20/10	05/20/10		66	66	42	24	0	42	63.6%
26. MONO	05/07/10	05/19/10	05/19/10		128	128	103	25	2	103	80.5%
27. MONTEREY	05/07/10	05/07/10	05/28/10		11,264	500	394	106	1	8,391	74.5%
28. NAPA	05/07/10	05/11/10	05/26/10		4,531	500	401	99	2	3,488	77.0%
29. NEVADA	05/07/10	05/07/10			7,533					0	0.0%
30. ORANGE	05/10/10	05/17/10	06/23/10		65,540	1,966	1,651	315	2	52,883	80.7%
31. PLACER	05/10/10	05/19/10	05/21/10		14,211	500	433	67	0	12,307	86.6%
32. PLUMAS	05/07/10	05/25/10	05/25/10		1,225	500	417	83	0	1,022	83.4%
33. RIVERSIDE	05/10/10	05/18/10			67,572					0	0.0%
34. SACRAMENTO	05/07/10	05/19/10	06/14/10		65,017	1,951	1,453	498	4	44,112	67.8%
35. SAN BENITO	05/07/10	05/13/10	06/14/10		2,255	500	383	117	0	1,727	76.6%
36. SAN BERNARDINO	05/10/10	05/19/10	06/02/10		65,676	1,970	1,500	470	2	47,851	72.9%
37. SAN DIEGO	05/10/10	05/18/10	05/24/10		91,278	2,738	2,324	414	1	76,398	83.7%
38. SAN FRANCISCO	05/10/10	05/13/10	06/21/10		25,506	765	604	161	2	17,981	70.5%
39. SAN JOAQUIN	05/10/10	05/14/10	06/07/10		21,735	652	505	147	1	15,757	72.5%
40. SAN LUIS OBISPO	05/07/10	05/20/10	06/07/10		11,428	500	427	73	0	9,760	85.4%
41. SAN MATEO	05/10/10	05/13/10	06/21/10		20,833	625	471	154	0	15,700	75.4%
42. SANTA BARBARA	05/10/10	05/20/10			11,324					0	0.0%
43. SANTA CLARA	05/10/10	05/20/10	06/04/10		52,968	1,589	1,278	311	0	42,601	80.4%
44. SANTA CRUZ	05/07/10	05/11/10	06/21/10		12,124	500	372	128	0	9,020	74.4%
45. SHASTA										0	0.0%
46. SIERRA	05/10/10	06/11/10	06/11/10		162	162	150	12	0	150	92.6%
47. SISKIYOU	05/07/10	05/12/10	06/07/10		1,651	500	411	88	2	1,342	81.3%
48. SOLANO	05/10/10	05/10/10	05/28/10		16,899	507	381	126	0	12,699	75.1%
49. SONOMA	05/10/10	05/12/10	05/13/10		22,298	669	558	111	0	18,598	83.4%
50. STANISLAUS	05/10/10	05/17/10	06/22/10		17,815	534	451	83	0	15,046	84.5%
51. SUTTER	05/07/10	05/25/10	05/25/10		3,899	500	408	92	1	3,129	80.2%
52. TEHAMA	05/07/10	05/12/10	06/08/10		3,727	500	398	102	4	2,774	74.4%
53. TRINITY	05/10/10	05/20/10			1,494					0	0.0%
54. TULARE	05/07/10	05/19/10	06/01/10		8,426	500	384	116	0	6,471	76.8%
55. TUOLUMNE	05/07/10	05/07/10	05/14/10	RANGE:	2,817	500	405	95	3	2,203	78.2%
56. VENTURA	05/10/10	05/19/10	06/24/10	110% = 763,790	24,861	746	613	133	1	19,351	77.8%
57. YOLO	05/07/10	05/13/10	06/01/10	100% = 694,354	5,113	500	369	131	2	3,585	70.1%
58. YUBA	05/07/10	05/11/10	05/28/10	95% = 659,637	2,286	500	374	126	2	1,677	73.4%
TOTAL:					1,140,994	41,298	32,481	8,816	98	770,871	75.27%




SECRETARY OF STATE

June 24, 2010

TO: ALL COUNTY CLERKS/REGISTRARS OF VOTERS (CCROV 10197)

Pursuant to Section 9033 of the Elections Code, I hereby certify that on June 24, 2010, the certificates received from the County Clerks or Registrars of Voters by the Secretary of State established that the **REPEALS RECENT LEGISLATION THAT WOULD ALLOW BUSINESSES TO CARRY BACK LOSSES, SHARE TAX CREDITS, AND USE A SALES-BASED INCOME CALCULATION TO LOWER TAXABLE INCOME. INITIATIVE STATUTE. (#1412)**, has been signed by the requisite number of qualified electors needed to declare the petition sufficient. **REPEALS RECENT LEGISLATION THAT WOULD ALLOW BUSINESSES TO CARRY BACK LOSSES, SHARE TAX CREDITS, AND USE A SALES-BASED INCOME CALCULATION TO LOWER TAXABLE INCOME. INITIATIVE STATUTE. (#1412)** is, therefore, qualified for the next statewide election.

REPEALS RECENT LEGISLATION THAT WOULD ALLOW BUSINESSES TO CARRY BACK LOSSES, SHARE TAX CREDITS, AND USE A SALES-BASED INCOME CALCULATION TO LOWER TAXABLE INCOME. INITIATIVE STATUTE. Repeals recent legislation that would allow businesses to shift operating losses to prior tax years and that would extend the period permitted to shift operating losses to future tax years. Repeals recent legislation that would allow corporations to share tax credits with affiliated corporations. Repeals recent legislation that would allow multistate businesses to use a sales-based income calculation, rather than a combination property-, payroll- and sales-based income calculation. Summary of estimate by Legislative Analyst and Director of Finance of fiscal impact on state and local government: Annual state revenue increase from business taxes of about \$1.7 billion when fully phased in, beginning in 2011-12. (09-0058.)




IN WITNESS WHEREOF, I hereunto set my hand and affix the Great Seal of the State of California this 24th day of June, 2010.

DEBRA BOWEN
Secretary of State

1412. Repeals Recent Legislation That Would Allow Businesses to Carry Back Losses, Share Tax Credits, and Use a Sales-Based Income Calculation to Lower Taxable Income Initiative Statute

COUNTY	PETITION FILED W/COUNTY	SOS REC'D RAW	SOS REC'D RANDOM		RAW COUNT	RANDOM SAMPLE/ FULL CHECK	VALID SIGS.	INVALID	DUP.	VALID OR PROJ. VALID	%
1. ALAMEDA	05/12/10	06/23/10	06/23/10		41,245	1,237	906	331	2	28,052	68.0%
2. ALPINE	05/12/10	05/20/10	05/20/10	Random Notice:	2	2	2	0	0	2	100.0%
3. AMADOR	05/11/10	05/13/10	05/25/10	05/21/10	557	500	415	82	3	462	82.9%
4. BUTTE	05/12/10	05/19/10	05/26/10	Random Due:	7,756	500	382	116	0	5,926	76.4%
5. CALAVERAS	05/11/10	05/24/10		07/05/10	1,324					0	0.0%
6. COLUSA	05/11/10	05/13/10	06/21/10		407	407	306	101	12	306	75.2%
7. CONTRA COSTA	05/12/10	05/16/10			30,992					0	0.0%
8. DEL NORTE	05/11/10	05/14/10			517					0	0.0%
9. EL DORADO	05/12/10	05/18/10	06/16/10		2,420	500	411	89	1	1,971	81.4%
10. FRESNO	05/11/10	05/24/10			13,667					0	0.0%
11. GLENN	05/11/10	05/13/10			673					0	0.0%
12. HUMBOLDT	05/12/10	05/19/10			3,868					0	0.0%
13. IMPERIAL	05/11/10	05/14/10	06/23/10		833	500	308	192	2	511	61.3%
14. INYO	05/12/10	05/13/10	06/18/10		555	500	378	122	9	418	75.4%
15. KERN	05/12/10	05/17/10	05/26/10		7,153	500	382	118	0	5,465	76.4%
16. KINGS	05/12/10	05/24/10	05/24/10		1,721	500	371	129	0	1,277	74.2%
17. LAKE	05/11/10	05/13/10			2,920					0	0.0%
18. LASSEN	05/11/10	05/17/10	06/22/10		1,663	500	403	97	0	1,340	80.6%
19. LOS ANGELES	05/11/10	05/21/10	06/24/10		222,746	6,682	5,096	1,586	15	153,708	69.0%
20. MADERA										0	0.0%
21. MARIN	05/11/10	05/18/10	06/02/10		4,108	500	425	75	4	3,255	79.2%
22. MARIPOSA	05/11/10	06/07/10			113					0	0.0%
23. MENDOCINO	05/11/10	05/14/10	06/21/10		4,186	500	468	32	0	3,918	93.6%
24. MERCED	05/12/10	06/09/10			5,303					0	0.0%
25. MODOC	05/12/10	05/20/10	05/20/10		43	43	23	20	0	23	53.5%
26. MONO	05/10/10	05/21/10	05/21/10		204	204	168	36	2	168	82.4%
27. MONTEREY	05/12/10	05/13/10	06/06/10		7,650	500	364	136	2	5,132	67.1%
28. NAPA	05/11/10	06/02/10	06/02/10		3,068	500	378	122	1	2,288	74.6%
29. NEVADA	05/11/10	05/12/10			3,110					0	0.0%
30. ORANGE	05/12/10	05/18/10	06/23/10		47,544	1,426	1,161	265	1	37,630	79.1%
31. PLACER	05/12/10	05/17/10	06/16/10		5,536	500	418	82	0	4,628	83.6%
32. PLUMAS										0	0.0%
33. RIVERSIDE	05/11/10	05/19/10			51,567					0	0.0%
34. SACRAMENTO	05/12/10	05/21/10	06/21/10		41,867	1,256	923	333	2	28,611	68.3%
35. SAN BENITO	05/11/10	05/17/10	05/27/10		1,671	500	358	142	1	1,189	71.1%
36. SAN BERNARDINO	05/11/10	05/19/10	06/02/10		53,013	1,590	1,194	396	2	37,653	71.0%
37. SAN DIEGO	05/12/10	05/18/10	05/24/10		54,621	1,639	1,345	294	1	43,746	80.1%
38. SAN FRANCISCO	05/12/10	05/18/10	06/18/10		16,643	500	377	123	0	12,549	75.4%
39. SAN JOAQUIN	05/12/10	05/24/10	06/07/10		13,726	500	380	120	1	9,706	70.7%
40. SAN LUIS OBISPO	05/12/10	05/18/10	06/09/10		6,282	501	397	104	2	4,689	74.6%
41. SAN MATEO	05/12/10	05/18/10	06/22/10		13,102	500	389	111	0	10,193	77.8%
42. SANTA BARBARA	05/11/10	05/17/10			6,562					0	0.0%
43. SANTA CLARA	05/12/10	05/24/10	06/04/10		39,482	1,184	992	192	0	33,080	83.8%
44. SANTA CRUZ	05/12/10	05/13/10			6,612					0	0.0%
45. SHASTA	05/12/10	05/21/10	06/23/10		5,405	500	366	134	1	3,850	71.2%
46. SIERRA	05/11/10	06/11/10	06/11/10		132	132	122	10	0	122	92.4%
47. SISKIYOU	05/11/10	05/12/10	06/14/10		1,439	500	412	88	5	1,159	80.5%
48. SOLANO	05/12/10	05/17/10	05/28/10		12,507	500	378	122	1	8,855	70.8%
49. SONOMA	05/12/10	05/14/10	05/14/10		15,129	500	405	95	1	11,369	75.1%
50. STANISLAUS	05/11/10	05/18/10	06/23/10		12,038	500	409	91	0	9,847	81.8%
51. SUTTER	05/11/10	05/25/10	05/25/10		2,706	500	400	100	1	2,141	79.1%
52. TEHAMA	05/11/10	05/18/10	06/14/10		2,509	500	409	91	2	2,012	80.2%
53. TRINITY	05/04/10	05/20/10			1,151					0	0.0%
54. TULARE	05/11/10	05/12/10	06/01/10		5,974	500	369	131	0	4,409	73.8%
55. TUOLUMNE	05/11/10	05/12/10	06/22/10		1,707	500	405	95	5	1,341	78.6%
56. VENTURA	05/11/10	05/21/10	06/24/10	110% = 477,369	17,568	527	415	112	1	12,736	72.6%
57. YOLO	05/12/10	05/13/10	06/01/10	100% = 433,971	3,400	500	380	120	1	2,545	74.8%
58. YUBA	05/11/10	05/11/10	06/02/10	95% = 412,273	1,634	500	370	130	6	1,165	71.3%
TOTAL:					810,331	30,830	23,960	6,867	87	499,465	73.24%



SECRETARY OF STATE

June 22, 2010

TO: ALL COUNTY CLERKS/REGISTRARS OF VOTERS (CCROV 10194)

Pursuant to Section 9033 of the Elections Code, I hereby certify that on June 22, 2010, the certificates received from the County Clerks or Registrars of Voters by the Secretary of State established that the **PROHIBITS THE STATE FROM TAKING FUNDS USED FOR TRANSPORTATION OR LOCAL GOVERNMENT PROJECTS AND SERVICES. INITIATIVE CONSTITUTIONAL AMENDMENT. (#1414)**, has been signed by the requisite number of qualified electors needed to declare the petition sufficient. **PROHIBITS THE STATE FROM TAKING FUNDS USED FOR TRANSPORTATION OR LOCAL GOVERNMENT PROJECTS AND SERVICES. INITIATIVE CONSTITUTIONAL AMENDMENT. (#1414)** is, therefore, qualified for the next statewide election.

PROHIBITS THE STATE FROM TAKING FUNDS USED FOR TRANSPORTATION OR LOCAL GOVERNMENT PROJECTS AND SERVICES. INITIATIVE CONSTITUTIONAL AMENDMENT. Prohibits the State from shifting, taking, borrowing, or restricting the use of tax revenues dedicated by law to fund local government services, community redevelopment projects, or transportation projects and services. Prohibits the State from delaying the distribution of tax revenues for these purposes even when the Governor deems it necessary due to a severe state fiscal hardship. Summary of estimate by Legislative Analyst and Director of Finance of fiscal impact on state and local government: Significant constraints on state authority over city, county, special district, and redevelopment agency funds. As a result, higher and more stable local resources, potentially affecting billions of dollars in some years. Commensurate reductions in state resources, resulting in major decreases in state spending and/or increases in state revenues. (09-0063.)




IN WITNESS WHEREOF, I hereunto set my hand and affix the Great Seal of the State of California this 22nd day of June, 2010.

A handwritten signature in cursive script that reads "Debra Bowen".

DEBRA BOWEN
Secretary of State

1414. Prohibits the State from Taking Funds Used for Transportation or Local Government Projects and Services. Initiative Constitutional Amendment.

COUNTY	PETITION	SOS	SOS	RANDOM			VALID OR			%
	FILED	REC'D	REC'D	RAW	SAMPLE/	VALID	INVALID	DUP.	PROJ. VALID	
	W/COUNTY	RAW	RANDOM	COUNT	FULL CHECK	SIGS.				
1. ALAMEDA	04/30/10	06/21/10	06/21/10	62,346	1,870	1,448	422	3	45,042	72.2%
2. ALPINE	05/05/10	05/11/10	05/11/10	4	4	2	2	0	2	50.0%
3. AMADOR	05/05/10	05/12/10	05/19/10	2,111	500	428	72	2	1,780	84.3%
4. BUTTE	05/04/10	05/06/10	05/20/10	6,886	500	409	91	0	5,633	81.8%
5. CALAVERAS	05/05/10	05/19/10	06/24/10	2,324					0	0.0%
6. COLUSA	05/05/10	05/05/10	06/18/10	370	370	308	62	5	308	83.2%
7. CONTRA COSTA	04/30/10	05/12/10	06/21/10	53,697	1,611	1,283	328	3	39,531	73.6%
8. DEL NORTE	05/05/10	05/13/10	06/18/10	1,457	500	363	137	2	1,047	71.8%
9. EL DORADO	05/04/10	05/12/10	06/16/10	5,737	500	444	55	0	5,094	88.8%
10. FRESNO	05/04/10	05/11/10		25,642					0	0.0%
11. GLENN	05/06/10	05/07/10	06/17/10	489	489	417	67	5	417	85.3%
12. HUMBOLDT	05/05/10	05/27/10		7,007					0	0.0%
13. IMPERIAL	05/04/10	05/10/10	05/27/10	597	500	347	153	1	414	69.4%
14. INYO	05/03/10	05/05/10	05/06/10	263	263	241	22	2	241	91.6%
15. KERN	05/03/10	05/11/10	05/19/10	14,845	500	386	114	0	11,460	77.2%
16. KINGS	05/03/10	05/07/10	05/12/10	6,033	500	396	104	2	4,511	74.8%
17. LAKE	05/05/10	05/07/10	05/18/10	3,395	500	381	119	1	2,548	75.0%
18. LASSEN	05/05/10	05/13/10		1,751					0	0.0%
19. LOS ANGELES	04/30/10	05/11/10	06/17/10	216,677	6,500	5,065	1,435	6	162,374	74.9%
20. MADERA									0	0.0%
21. MARIN	04/30/10	05/04/10	05/13/10	6,503	500	452	47	1	5,723	88.0%
22. MARIPOSA									0	0.0%
23. MENDOCINO	05/04/10	05/12/10	06/09/10	4,443	500	445	55	0	3,954	89.0%
24. MERCED	05/03/10	05/12/10	05/19/10	6,321	500	369	131	0	4,665	73.8%
25. MODOC	05/10/10	05/15/10	05/15/10	62	62	42	20	0	42	67.7%
26. MONO	05/04/10	05/10/10	05/10/10	35	35	29	6	0	29	82.9%
27. MONTEREY	05/03/10	05/04/10	05/15/10	9,646	500	416	84	1	7,673	79.5%
28. NAPA	05/04/10	05/12/10		7,267					0	0.0%
29. NEVADA	05/05/10	05/06/10		6,160					0	0.0%
30. ORANGE	04/30/10	05/07/10	06/11/10	93,964	2,819	2,354	465	3	75,231	80.1%
31. PLACER	04/29/10	05/14/10	05/18/10	12,653	500	429	71	1	10,241	80.9%
32. PLUMAS	05/05/10	05/19/10	05/19/10	1,030	500	409	91	0	843	81.8%
33. RIVERSIDE	05/03/10	05/10/10		74,087					0	0.0%
34. SACRAMENTO	04/29/10	05/07/10	06/05/10	60,575	1,817	1,413	404	2	44,950	74.2%
35. SAN BENITO	05/05/10	05/10/10	05/20/10	2,313	500	372	128	3	1,671	72.2%
36. SAN BERNARDINO	04/30/10	05/11/10	05/21/10	73,939	2,218	1,785	433	2	57,349	77.6%
37. SAN DIEGO	04/30/10	05/06/10	05/21/10	88,038	2,641	2,244	397	0	74,804	85.0%
38. SAN FRANCISCO	04/30/10	05/04/10	05/19/10	19,448	583	446	137	1	13,798	71.0%
39. SAN JOAQUIN	05/03/10	05/11/10	05/14/10	18,409	552	415	137	0	13,840	75.2%
40. SAN LUIS OBISPO	05/03/10	05/07/10	06/03/10	14,245	500	399	101	1	10,584	74.3%
41. SAN MATEO	05/03/10	05/07/10	06/14/10	16,809	504	406	98	0	13,541	80.6%
42. SANTA BARBARA	05/03/10	05/13/10	06/15/10	3,471	500	415	85	2	2,798	80.6%
43. SANTA CLARA	05/03/10	05/13/10	06/02/10	63,364	1,901	1,623	278	1	53,020	83.7%
44. SANTA CRUZ	05/03/10	05/07/10	06/21/10	14,512	500	378	122	1	10,158	70.0%
45. SHASTA	05/04/10	05/14/10	06/07/10	7,822	500	418	82	1	6,310	80.7%
46. SIERRA	05/05/10	06/11/10	06/11/10	109	109	101	8	0	101	92.7%
47. SISKIYOU	05/05/10	05/06/10	05/19/10	1,014	500	398	102	1	805	79.4%
48. SOLANO	04/29/10	04/30/10	05/20/10	23,320	700	536	164	0	17,856	76.6%
49. SONOMA	04/30/10	05/07/10	05/10/10	29,980	899	753	146	1	24,032	80.2%
50. STANISLAUS	05/03/10	05/04/10	06/21/10	21,486	645	532	113	0	17,722	82.5%
51. SUTTER	05/05/10	05/07/10	05/14/10	1,633	500	415	85	1	1,348	82.5%
52. TEHAMA	05/05/10	05/07/10	05/25/10	3,317	500	427	73	0	2,833	85.4%
53. TRINITY	05/05/10	05/19/10		153					0	0.0%
54. TULARE	05/03/10	05/06/10	06/08/10	12,595	500	384	116	1	9,064	72.0%
55. TUOLUMNE	05/05/10	05/08/10	05/12/10	2,292	500	427	73	0	1,957	85.4%
56. VENTURA	05/03/10	05/11/10		7,620					0	0.0%
57. YOLO	04/30/10	04/30/10	05/17/10	5,584	500	392	108	1	4,264	76.4%
58. YUBA	05/05/10	05/05/10	05/14/10	1,039	500	409	91	4	841	80.9%
TOTAL:				1,126,889	39,592	31,951	7,635	61	772,449	77.64%



SECRETARY OF STATE

June 10, 2010

TO: ALL COUNTY CLERKS/REGISTRARS OF VOTERS (CCROV 10188)

Pursuant to Section 9033 of the Elections Code, I hereby certify that on June 10, 2010, the certificates received from the County Clerks or Registrars of Voters by the Secretary of State established that the **ESTABLISHES \$18 ANNUAL VEHICLE LICENSE SURCHARGE TO HELP FUND STATE PARKS AND WILDLIFE PROGRAMS AND GRANTS FREE ADMISSION TO ALL STATE PARKS TO SURCHARGED VEHICLES. INITIATIVE STATUTE. (#1421)**, has been signed by the requisite number of qualified electors needed to declare the petition sufficient. **ESTABLISHES \$18 ANNUAL VEHICLE LICENSE SURCHARGE TO HELP FUND STATE PARKS AND WILDLIFE PROGRAMS AND GRANTS FREE ADMISSION TO ALL STATE PARKS TO SURCHARGED VEHICLES. INITIATIVE STATUTE. (#1421)** is, therefore, qualified for the next statewide election.

ESTABLISHES \$18 ANNUAL VEHICLE LICENSE SURCHARGE TO HELP FUND STATE PARKS AND WILDLIFE PROGRAMS AND GRANTS FREE ADMISSION TO ALL STATE PARKS TO SURCHARGED VEHICLES. INITIATIVE STATUTE. Establishes an \$18 annual state vehicle license surcharge and grants free admission to all state parks to surcharged vehicles. Requires deposit of surcharge revenue in a new trust fund. Requires that trust funds be used solely to operate, maintain and repair the state park system, and to protect wildlife and natural resources. Exempts commercial vehicles, trailers and trailer coaches from the surcharge. Requires annual independent audit and review by citizen's oversight committee. Summary of estimate by Legislative Analyst and Director of Finance of fiscal impact on state and local government: Increased state revenues of about \$500 million annually from the imposition of a surcharge on the VLF to be used mainly to fund state parks and wildlife conservation programs. Potential state savings of up to approximately \$200 million annually to the extent that the VLF surcharge revenues were used to reduce support from the General Fund and other special funds for parks and wildlife conservation programs. Reduction of about \$50 million annually in state and local revenues from state park day-use fees. These revenue losses could potentially be offset by increases in other types of state park user fees and revenues. (09-0072.)




IN WITNESS WHEREOF, I hereunto set my hand and affix the Great Seal of the State of California this 10th day of June, 2010.

DEBRA BOWEN
Secretary of State

1421. Establishes \$18 Annual Vehicle License Surcharge to Help Fund State Parks and Wildlife Programs and Grants Free Admission to All State Parks to Surcharged Vehicles Initiative Statute

COUNTY	PETITION	SOS	SOS	RANDOM					VALID OR		%
	FILED	REC'D	REC'D	RAW	SAMPLE/	VALID	INVALID	DUP.	PROJ. VALID		
	W/COUNTY	RAW	RANDOM	COUNT	FULL CHECK	SIGS.					
1. ALAMEDA	04/19/10	05/13/10		56,059					0	0.0%	
2. ALPINE	04/19/10	04/26/10	04/26/10	8	8	6	2	0	6	75.0%	
3. AMADOR	04/19/10	04/21/10	05/03/10	1,131	500	434	62	4	970	85.8%	
4. BUTTE	04/19/10	04/21/10	05/04/10	7,536	500	377	123	1	5,470	72.6%	
5. CALAVERAS	04/19/10	04/30/10	04/30/10	1,156	1,156	926	230	14	926	80.1%	
6. COLUSA	04/19/10	04/23/10	05/06/10	239	239	181	58	1	181	75.7%	
7. CONTRA COSTA	04/19/10	04/29/10		44,081					0	0.0%	
8. DEL NORTE	04/19/10	04/22/10	05/13/10	444	444	306	138	0	306	68.9%	
9. EL DORADO	04/19/10	04/28/10	05/05/10	4,309	500	427	73	0	3,680	85.4%	
10. FRESNO	04/19/10	04/30/10	05/10/10	10,248	500	443	57	1	8,680	84.7%	
11. GLENN	04/20/10	04/23/10	05/07/10	291	291	238	53	1	238	81.8%	
12. HUMBOLDT	04/20/10	04/21/10	05/21/10	3,430	500	402	98	0	2,758	80.4%	
13. IMPERIAL	04/19/10	04/27/10	05/06/10	757	500	362	138	4	545	72.0%	
14. INYO	04/19/10	04/21/10	04/21/10	27	27	22	5	0	22	81.5%	
15. KERN	04/19/10	04/26/10	05/10/10	5,502	500	360	140	1	3,851	70.0%	
16. KINGS	04/19/10	04/22/10	05/10/10	866	500	389	111	2	671	77.5%	
17. LAKE	04/19/10	04/22/10	05/14/10	2,438	500	404	96	2	1,932	79.2%	
18. LASSEN	04/19/10	04/21/10	05/06/10	18	18	17	1	0	17	94.4%	
19. LOS ANGELES	04/19/10	04/30/10	06/08/10	140,304	4,209	3,289	920	2	107,481	76.6%	
20. MADERA	04/19/10	04/23/10		936					0	0.0%	
21. MARIN	04/19/10	04/22/10	04/29/10	13,808	500	453	47	0	12,510	90.6%	
22. MARIPOSA	04/19/10	04/21/10	05/10/10	213	213	186	27	6	186	87.3%	
23. MENDOCINO	04/19/10	04/22/10	05/06/10	2,591	500	451	49	1	2,315	89.4%	
24. MERCED	04/19/10	04/20/10	04/26/10	3,284	500	398	102	0	2,614	79.6%	
25. MODOC	04/20/10	04/23/10	04/23/10	15	15	9	6	0	9	60.0%	
26. MONO	04/22/10	04/23/10	04/23/10	23	23	21	2	0	21	91.3%	
27. MONTEREY	04/19/10	04/23/10	05/05/10	7,820	500	427	73	1	6,449	82.5%	
28. NAPA	04/19/10	04/27/10	05/07/10	6,127	500	401	99	1	4,776	77.9%	
29. NEVADA	04/19/10	04/20/10	06/05/10	4,810	500	430	70	0	4,137	86.0%	
30. ORANGE	04/19/10	04/27/10	05/11/10	51,367	1,541	1,262	279	1	40,989	79.8%	
31. PLACER	04/19/10	04/20/10		7,492					0	0.0%	
32. PLUMAS	04/19/10	04/26/10	04/26/10	111	111	93	18	0	93	83.8%	
33. RIVERSIDE	04/19/10	04/27/09	05/25/10	28,779	863	666	197	0	22,210	77.2%	
34. SACRAMENTO	04/19/10	04/28/10	06/05/10	41,174	1,235	973	262	1	31,361	76.2%	
35. SAN BENITO	04/19/10	04/26/10	05/17/10	744	500	371	129	1	551	74.1%	
36. SAN BERNARDINO	04/19/10	04/21/10	05/14/10	30,921	928	746	182	1	23,780	76.9%	
37. SAN DIEGO	04/19/10	04/23/10	05/13/10	65,596	1,968	1,637	331	1	53,486	81.5%	
38. SAN FRANCISCO	04/19/10	04/22/10	05/04/10	19,644	589	476	113	1	14,796	75.3%	
39. SAN JOAQUIN	04/19/10	04/22/10	04/23/10	7,791	500	392	108	0	6,108	78.4%	
40. SAN LUIS OBISPO	04/19/10	05/03/10	05/12/10	9,854	500	406	94	1	7,633	77.5%	
41. SAN MATEO	04/19/10	04/29/10		12,481					0	0.0%	
42. SANTA BARBARA	04/22/10	04/27/10		4,359					0	0.0%	
43. SANTA CLARA	04/19/10	04/28/10	05/24/10	53,408	1,602	1,347	255	1	43,829	82.1%	
44. SANTA CRUZ	04/19/10	04/28/10	05/19/10	20,531	616	493	123	1	15,354	74.8%	
45. SHASTA	04/19/10	04/29/10	05/26/10	3,698	500	397	103	0	2,936	79.4%	
46. SIERRA	04/17/10	05/27/10	05/27/10	20	20	20	0	0	20	100.0%	
47. SISKIYOU	04/19/10	04/19/10	05/06/10	348	348	273	75	5	273	78.4%	
48. SOLANO	04/19/10	04/21/10	05/06/10	13,529	500	412	88	3	9,033	66.8%	
49. SONOMA	04/19/10	04/22/10	04/28/10	34,346	1,030	856	174	4	24,230	70.5%	
50. STANISLAUS	04/19/10	04/19/10	05/07/10	12,127	500	390	110	1	8,895	73.3%	
51. SUTTER	04/19/10	04/21/10	05/04/10	1,485	500	375	125	2	1,102	74.2%	
52. TEHAMA	04/19/10	04/27/10	05/14/10	2,245	500	414	86	1	1,843	82.1%	
53. TRINITY	04/19/10	05/20/10	05/20/10	85	85	59	26	0	59	69.4%	
54. TULARE	04/20/10	04/22/10	05/19/10	3,155	500	393	107	0	2,480	78.6%	
55. TUOLUMNE	04/19/10	04/21/10	04/28/10	1,272	500	424	76	0	1,079	84.8%	
56. VENTURA	04/20/10	04/30/10	05/11/10	15,014	500	411	89	0	12,342	82.2%	
57. YOLO	04/19/10	04/21/10	05/10/10	4,192	500	376	124	0	3,152	75.2%	
58. YUBA	04/19/10	04/22/10	05/04/10	737	500	346	154	4	507	68.8%	
TOTAL:				764,976	31,579	25,367	6,208	71	498,891	78.00%	



SECRETARY OF STATE

June 24, 2010

TO: ALL COUNTY CLERKS/REGISTRARS OF VOTERS (CCROV 10199)

Pursuant to Section 9033 of the Elections Code, I hereby certify that on June 24, 2010, the certificates received from the County Clerks or Registrars of Voters by the Secretary of State established that the **INCREASES LEGISLATIVE VOTE REQUIREMENT TO TWO-THIRDS FOR STATE LEVIES AND CHARGES. IMPOSES ADDITIONAL REQUIREMENT FOR VOTERS TO APPROVE LOCAL LEVIES AND CHARGES WITH LIMITED EXCEPTIONS. INITIATIVE CONSTITUTIONAL AMENDMENT. (#1441)**, has been signed by the requisite number of qualified electors needed to declare the petition sufficient. **INCREASES LEGISLATIVE VOTE REQUIREMENT TO TWO-THIRDS FOR STATE LEVIES AND CHARGES. IMPOSES ADDITIONAL REQUIREMENT FOR VOTERS TO APPROVE LOCAL LEVIES AND CHARGES WITH LIMITED EXCEPTIONS. INITIATIVE CONSTITUTIONAL AMENDMENT. (#1441)** is, therefore, qualified for the next statewide election.

INCREASES LEGISLATIVE VOTE REQUIREMENT TO TWO-THIRDS FOR STATE LEVIES AND CHARGES. IMPOSES ADDITIONAL REQUIREMENT FOR VOTERS TO APPROVE LOCAL LEVIES AND CHARGES WITH LIMITED EXCEPTIONS. INITIATIVE CONSTITUTIONAL AMENDMENT. Increases legislative vote requirement to two-thirds for state levies and charges, with limited exceptions, and for certain taxes currently subject to majority vote. Changes Constitution to require voters to approve, either by two-thirds or majority, local levies and charges with limited exceptions. Summary of estimate by Legislative Analyst and Director of Finance of fiscal impact on state and local government: **Potentially major decrease in state and local revenues and spending, depending upon future actions of the Legislature, local governing bodies, and local voters.** (09-0093.)



IN WITNESS WHEREOF, I hereunto set my hand and affix the Great Seal of the State of California this 24th day of June, 2010.

DEBRA BOWEN
Secretary of State

1441. Increases Legislative Vote Requirement to Two-Thirds for State Levies and Charges. Imposes Additional Requirement for Voters to Approve Local Levies and Charges with Limited Exceptions. Initiative Constitutional Amendment

COUNTY	PETITION	SOS	SOS	RANDOM						VALID OR	%
	FILED	REC'D	REC'D	RAW	SAMPLE/	VALID	INVALID	DUP.	PROJ. VALID		
	W/COUNTY	RAW	RANDOM	COUNT	FULL CHECK	SIGS.					
1. ALAMEDA	05/07/10	06/22/10	06/22/10	47,188	1,416	1,087	329	1	35,147	74.5%	
2. ALPINE	05/10/10	05/19/10	05/19/10	3	3	3	0	0	3	100.0%	
3. AMADOR	05/10/10	05/13/10	05/21/10	2,023	500	425	75	2	1,695	83.8%	
4. BUTTE	05/10/10	05/18/10	05/24/10	11,943	500	405	95	1	9,127	76.4%	
5. CALAVERAS	05/10/10	05/25/10	06/30/10	2,097					0	0.0%	
6. COLUSA	05/10/10	05/13/10	06/17/10	410	410	309	101	5	309	75.4%	
7. CONTRA COSTA	05/07/10	05/27/10	06/24/10	55,958	1,679	1,331	348	4	40,050	71.6%	
8. DEL NORTE	05/10/10	05/13/10	06/22/10	1,047	500	332	168	0	695	66.4%	
9. EL DORADO	05/10/10	05/18/10	06/16/10	6,765	500	425	75	2	5,411	80.0%	
10. FRESNO	05/07/10	05/13/10	06/23/10	23,590	708	624	84	1	19,714	83.6%	
11. GLENN	05/11/10	05/13/10	06/24/10	835	500	412	88	6	681	81.6%	
12. HUMBOLDT	05/10/10	05/14/10	06/14/10	5,264	500	403	97	0	4,243	80.6%	
13. IMPERIAL	05/10/10	05/14/10	06/18/10	1,114	500	317	183	3	698	62.7%	
14. INYO	05/10/10	05/12/10	06/11/10	714	500	395	105	9	559	78.2%	
15. KERN	05/07/10	05/17/10	06/03/10	14,849	500	425	75	1	11,769	79.3%	
16. KINGS	05/10/10	05/13/10	05/20/10	5,228	500	386	114	0	4,034	77.2%	
17. LAKE	05/10/10	05/12/10	06/03/10	2,818	500	360	140	2	1,977	70.1%	
18. LASSEN	05/10/10	05/17/10	06/07/10	2,921	500	405	95	0	2,366	81.0%	
19. LOS ANGELES	05/06/10	05/18/10	06/24/10	245,880	7,376	5,797	1,579	11	181,387	73.8%	
20. MADERA									0	0.0%	
21. MARIN	05/10/10	05/17/10	05/26/10	4,472	500	431	69	3	3,642	81.4%	
22. MARIPOSA	05/10/10	05/25/10		184					0	0.0%	
23. MENDOCINO	05/10/10	05/14/10	06/18/10	4,007	500	455	45	0	3,646	91.0%	
24. MERCED	05/10/10	05/19/10	06/10/10	7,143	500	372	128	1	5,125	71.7%	
25. MODOC	05/10/10	05/15/10	05/15/10	72	72	53	19	0	53	73.6%	
26. MONO	05/11/10	05/21/10	05/21/10	120	120	90	30	2	90	75.0%	
27. MONTEREY	05/10/10	05/28/10	06/22/10	8,853	500	395	105	3	6,106	69.0%	
28. NAPA	05/12/10	05/12/10	05/25/10	6,085	500	394	106	1	4,659	76.6%	
29. NEVADA	05/10/10	05/11/10	06/24/10	5,587	500	421	79	3	4,363	78.1%	
30. ORANGE	05/06/10	05/17/10	06/11/10	87,782	2,633	2,256	377	2	73,677	83.9%	
31. PLACER	05/10/10	05/17/10	05/17/10	14,111	500	429	71	1	11,339	80.4%	
32. PLUMAS									0	0.0%	
33. RIVERSIDE	05/06/10	05/18/10		78,700					0	0.0%	
34. SACRAMENTO	05/06/10	05/19/10	06/07/10	53,042	1,591	1,282	309	4	38,428	72.4%	
35. SAN BENITO	05/10/10	05/14/10	05/27/10	1,653	500	361	139	4	1,163	70.4%	
36. SAN BERNARDINO	05/06/10	05/14/10	06/02/10	69,776	2,093	1,652	441	3	51,840	74.3%	
37. SAN DIEGO	05/06/10	05/18/10	05/24/10	105,134	3,154	2,730	424	2	88,845	84.5%	
38. SAN FRANCISCO	05/10/10	05/12/10	06/17/10	14,795	500	378	122	0	11,185	75.6%	
39. SAN JOAQUIN	05/07/10	05/14/10	05/26/10	19,774	593	442	151	1	13,660	69.1%	
40. SAN LUIS OBISPO	05/10/10	05/20/10	06/03/10	12,704	500	412	88	2	9,228	72.6%	
41. SAN MATEO	05/07/10	05/12/10	06/17/10	14,468	500	408	92	1	10,998	76.0%	
42. SANTA BARBARA	05/07/10	05/17/10		13,208					0	0.0%	
43. SANTA CLARA	05/07/10	05/19/10	06/03/10	42,989	1,290	1,088	202	1	35,180	81.8%	
44. SANTA CRUZ	05/10/10	06/03/10	06/22/10	8,021	500	364	136	1	5,598	69.8%	
45. SHASTA	05/10/10	05/19/10	06/09/10	7,949	500	398	102	2	5,854	73.6%	
46. SIERRA	05/10/10	06/11/10	06/11/10	162	162	147	15	0	147	90.7%	
47. SISKIYOU	05/10/10	05/12/10	06/02/10	1,704	500	392	108	5	1,295	76.0%	
48. SOLANO	05/07/10	05/24/10	05/24/10	22,140	664	492	173	0	16,405	74.1%	
49. SONOMA	05/07/10	05/11/10	05/12/10	19,601	588	477	111	0	15,901	81.1%	
50. STANISLAUS	05/07/10	05/14/10	06/22/10	14,450	500	421	79	1	11,381	78.6%	
51. SUTTER	05/10/10	05/12/10	05/20/10	3,737	500	409	91	3	2,912	77.9%	
52. TEHAMA	05/10/10	05/13/10	06/04/10	2,296	500	402	98	1	1,829	79.7%	
53. TRINITY	05/04/10	05/19/10		1,411					0	0.0%	
54. TULARE	05/07/10	05/18/10	06/01/10	12,419	500	392	108	2	8,552	68.9%	
55. TUOLUMNE	05/10/10	05/10/10	06/15/10	2,124	500	428	72	1	1,804	85.0%	
56. VENTURA	05/06/10	05/13/10	06/22/10	19,716	591	474	117	0	15,813	80.2%	
57. YOLO	05/12/10	05/13/10	05/26/10	3,941	500	375	125	2	2,847	72.2%	
58. YUBA	05/11/10	05/11/10	05/20/10	2,342	500	376	124	4	1,692	72.3%	
TOTAL:				1,117,317	41,643	33,437	8,207	104	785,102	76.84%	

State of California

SECRETARY OF STATE

August 24, 2010

TO: ALL COUNTY CLERKS/REGISTRARS OF VOTERS (CCROV 10270)

Pursuant to Section 9033 of the Elections Code, I hereby certify that on August 24, 2010, the certificates received from the County Clerks or Registrars of Voters by the Secretary of State established that the **IMPOSES ADDITIONAL TAX ON CIGARETTES FOR CANCER RESEARCH. INITIATIVE STATUTE. (#1444)**, has been signed by the requisite number of qualified electors needed to declare the petition sufficient. **IMPOSES ADDITIONAL TAX ON CIGARETTES FOR CANCER RESEARCH. INITIATIVE STATUTE. (#1444)** is, therefore, qualified for the next statewide election.

IMPOSES ADDITIONAL TAX ON CIGARETTES FOR CANCER RESEARCH. INITIATIVE STATUTE. Imposes additional five cent tax on each cigarette distributed (\$1.00 per pack), and an equivalent tax increase on other tobacco products, to fund cancer research and other specified purposes. Requires tax revenues be deposited into a special fund to finance research and research facilities focused on detecting, preventing, treating, and curing cancer, heart disease, emphysema, and other tobacco-related diseases, and to finance prevention programs. Creates nine-member committee charged with administering the fund. Summary of estimate by Legislative Analyst and Director of Finance of fiscal impact on state and local government: **Increase in new cigarette tax revenues of about \$855 million annually by 2011-12, declining slightly annually thereafter, for various health research and tobacco-related programs. Increase of about \$45 million annually to existing health, natural resources, and research programs funded by existing tobacco taxes. Increase in state and local sales taxes of about \$32 million annually. (09-0097.)**




IN WITNESS WHEREOF, I hereunto set my hand and affix the Great Seal of the State of California this 24th day of August, 2010.

Debra Bowen

DEBRA BOWEN
Secretary of State

1444. Imposes Additional Tax on Cigarettes for Cancer Research. Initiative Statute.

	PETITION FILED	SOS REC'D	SOS REC'D		RANDOM					VALID OR	
					RAW	SAMPLE/	VALID				
1. ALAMEDA	06/30/10	07/19/10	08/06/10		34,351	1,031	851	180	1	27,277	79.4%
2. ALPINE	06/29/10	07/01/10	07/01/10	Random Notice:	1	1	1	0	0	1	100.0%
3. AMADOR	06/29/10	07/01/10	07/15/10	07/13/10	208	208	177	31	4	177	85.1%
4. BUTTE	06/29/10	06/30/10	07/14/10	Random Due:	2,990	500	418	82	1	2,470	82.6%
5. CALAVERAS	06/30/10	07/15/10	07/21/10	08/24/10	198	198	154	44	0	154	77.8%
6. COLUSA	06/29/10	06/30/10	07/23/10		136	136	113	23	1	113	83.1%
7. CONTRA COSTA	06/29/10	07/07/10	08/05/10		22,066	662	527	135	2	15,411	69.8%
8. DEL NORTE	06/29/10	07/01/10	07/27/10		534	500	324	176	1	346	64.8%
9. EL DORADO	06/29/10	07/06/10	07/13/10		1,501	500	418	82	1	1,249	83.2%
10. FRESNO	06/29/10	07/12/10	07/20/10		10,770	500	453	47	0	9,758	90.6%
11. GLENN	06/29/10	08/16/10	08/16/10		331	331	284	47	4	284	85.8%
12. HUMBOLDT	06/29/10	07/06/10	08/05/10		3,204	500	409	91	2	2,552	79.6%
13. IMPERIAL	06/29/10	06/29/10	07/22/10		1,312	500	292	208	7	736	56.1%
14. INYO	06/29/10	06/30/10	07/07/10		74	74	67	7	0	67	90.5%
15. KERN	06/29/10	07/08/10	07/20/10		8,362	500	338	162	1	5,390	64.5%
16. KINGS	06/29/10	07/02/10	07/22/10		610	500	389	111	5	473	77.6%
17. LAKE	06/29/10	06/30/10	07/23/10		1,578	500	358	142	2	1,116	70.7%
18. LASSEN	06/29/10	07/02/10	07/23/10		18	18	13	5	0	13	72.2%
19. LOS ANGELES	06/30/10	07/13/10	08/20/10		194,456	5,834	4,500	1,334	2	147,836	76.0%
20. MADERA	06/29/10	06/29/10	07/23/10		1,012	500	378	122	2	761	75.2%
21. MARIN	06/29/10	06/30/10	08/02/10		2,614	500	436	64	1	2,257	86.4%
22. MARIPOSA	06/30/10	07/13/10	07/21/10		106	106	94	12	1	94	88.7%
23. MENDOCINO	06/29/10	07/07/10	07/22/10		1,676	500	445	55	1	1,484	88.5%
24. MERCED	06/29/10	07/09/10	07/29/10		3,139	500	359	141	2	2,188	69.7%
25. MODOC										0	0.0%
26. MONO	06/28/10	07/09/10	07/09/10		61	61	50	11	4	50	82.0%
27. MONTEREY	06/29/10	06/29/10	07/30/10		5,847	500	390	110	2	4,311	73.7%
28. NAPA	06/29/10	07/01/10	07/19/10		3,431	500	412	88	3	2,706	78.9%
29. NEVADA	06/28/10	06/30/10	08/18/10		1,352	500	412	88	3	1,100	81.4%
30. ORANGE	06/30/10	07/09/10	08/23/10		40,940	1,228	1,001	227	2	31,216	76.2%
31. PLACER	06/29/10	07/02/10	07/09/10		3,347	500	418	82	4	2,646	79.0%
32. PLUMAS	06/29/10	06/30/10	07/06/10		329	329	267	62	0	267	81.2%
33. RIVERSIDE	06/30/10	07/13/10	08/24/10		33,489	1,005	744	261	1	23,715	70.8%
34. SACRAMENTO	06/30/10	07/09/10	07/27/10		28,914	867	676	191	1	21,465	74.2%
35. SAN BENITO	05/24/10	07/08/10	08/04/10		724	500	395	105	6	568	78.5%
36. SAN BERNARDINO	06/30/10	07/12/10	07/19/10		41,405	1,242	968	274	0	32,271	77.9%
37. SAN DIEGO	06/30/10	07/12/10	08/03/10		58,791	1,764	1,456	308	1	47,448	80.7%
38. SAN FRANCISCO	06/29/10	06/30/10	08/03/10		8,563	500	380	120	1	6,232	72.8%
39. SAN JOAQUIN	06/22/10	07/09/10	07/15/10		7,156	500	376	124	2	5,000	69.9%
40. SAN LUIS OBISPO	06/29/10	07/08/10	07/20/10		4,524	500	412	88	0	3,728	82.4%
41. SAN MATEO	06/29/10	07/02/10	07/19/10		8,686	500	409	90	1	6,821	78.5%
42. SANTA BARBARA	06/29/10	07/12/10	08/24/10		5,103	500	328	172	2	3,160	61.9%
43. SANTA CLARA	06/29/10	07/01/10	07/23/10		30,176	905	714	190	0	23,807	78.9%
44. SANTA CRUZ	06/29/10	07/01/10	07/27/10		3,417	500	393	107	1	2,646	77.4%
45. SHASTA	06/29/10	07/09/10	08/20/10		2,460	500	409	91	0	2,012	81.8%
46. SIERRA										0	0.0%
47. SISKIYOU	06/30/10	06/30/10	07/20/10		108	108	78	30	1	78	72.2%
48. SOLANO	06/29/10	06/30/10	07/23/10		7,850	500	416	84	0	6,531	83.2%
49. SONOMA	06/29/10	07/09/10	07/21/10		10,241	500	402	98	0	8,234	80.4%
50. STANISLAUS	06/29/10	07/09/10	08/17/10		7,937	500	418	82	1	6,399	80.6%
51. SUTTER	06/29/10	07/02/10	07/12/10		1,083	500	424	76	7	901	83.2%
52. TEHAMA	06/30/10	07/02/10	07/29/10		1,392	500	426	74	2	1,176	84.5%
53. TRINITY										0	0.0%
54. TULARE	06/29/10	07/06/10	07/20/10		3,779	500	399	101	0	3,016	79.8%
55. TUOLUMNE	06/29/10	06/29/10	07/30/10	RANGE:	544	544	469	75	3	469	86.2%
56. VENTURA	06/30/10	07/13/10	08/02/10	110% = 477,369	17,411	522	426	96	0	14,209	81.6%
57. YOLO	06/29/10	07/08/10	07/08/10	100% = 433,971	2,532	500	394	106	2	1,954	77.2%
58. YUBA	06/29/10	06/29/10	07/19/10	95% = 412,273	619	500	381	119	3	471	76.1%
TOTAL					633,458	33,674	26,641	7,031	94	486,812	76.85%




SECRETARY OF STATE

June 24, 2010

TO: ALL COUNTY CLERKS/REGISTRARS OF VOTERS (CCROV 10201)

Pursuant to Section 9033 of the Elections Code, I hereby certify that on June 24, 2010, the certificates received from the County Clerks or Registrars of Voters by the Secretary of State established that the **ELIMINATES STATE COMMISSION ON REDISTRICTING. CONSOLIDATES AUTHORITY FOR REDISTRICTING WITH ELECTED REPRESENTATIVES. INITIATIVE CONSTITUTIONAL AMENDMENT AND STATUTE. (#1451)**, has been signed by the requisite number of qualified electors needed to declare the petition sufficient. **ELIMINATES STATE COMMISSION ON REDISTRICTING. CONSOLIDATES AUTHORITY FOR REDISTRICTING WITH ELECTED REPRESENTATIVES. INITIATIVE CONSTITUTIONAL AMENDMENT AND STATUTE. (#1451)**, is, therefore, qualified for the next statewide election.

ELIMINATES STATE COMMISSION ON REDISTRICTING. CONSOLIDATES AUTHORITY FOR REDISTRICTING WITH ELECTED REPRESENTATIVES. INITIATIVE CONSTITUTIONAL AMENDMENT AND STATUTE. Eliminates 14-member redistricting commission selected from applicant pool picked by government auditors. Consolidates authority for establishing state Assembly, Senate, and Board of Equalization district boundaries with elected state representatives responsible for drawing congressional districts. Reduces budget, and imposes limit on amount Legislature may spend, for redistricting. Provides that voters will have the authority to reject district boundary maps approved by the Legislature. Requires populations of all districts for the same office to be exactly the same. Summary of estimate by Legislative Analyst and Director of Finance of fiscal impact on state and local government: **Likely decrease in state redistricting costs totaling several million dollars every ten years. (09-0107.)**




IN WITNESS WHEREOF, I hereunto set my hand and affix the Great Seal of the State of California this 24th day of June, 2010.

DEBRA BOWEN
Secretary of State

1451. Eliminates State Commission on Redistricting. Consolidates Authority for Redistricting with Elected Representatives.
 Initiative Constitutional Amendment and Statute

COUNTY	PETITION	SOS	SOS	RANDOM			VALID OR			%
	FILED	REC'D	REC'D	RAW	SAMPLE/	VALID	INVALID	DUP.	PROJ. VALID	
	W/COUNTY	RAW	RANDOM	COUNT	FULL CHECK	SIGS.				
1. ALAMEDA	05/14/10	08/22/10	06/22/10	48,337	1,450	1,080	390	2	33,180	68.6%
2. ALPINE	05/24/10	05/28/10	05/28/10	2	2	1	1	0	1	50.0%
3. AMADOR	05/24/10	05/27/10	06/08/10	330	330	285	45	1	285	86.4%
4. BUTTE	05/24/10	05/25/10	06/04/10	9,623	500	392	108	0	7,544	78.4%
5. CALAVERAS			07/16/10						0	0.0%
6. COLUSA	05/24/10	05/28/10	06/22/10	371	371	296	75	8	296	79.8%
7. CONTRA COSTA	05/24/10	06/22/10	06/24/10	41,783	1,254	992	262	5	27,869	66.2%
8. DEL NORTE	05/24/10	06/03/10	06/24/10	924	500	343	157	0	634	68.6%
9. EL DORADO	05/24/10	06/01/10	06/16/10	3,872	500	406	94	1	3,092	79.9%
10. FRESNO	05/24/10	06/02/10	06/24/10	18,315	549	492	57	0	16,413	89.6%
11. GLENN	05/28/10	08/01/10		710					0	0.0%
12. HUMBOLDT	05/24/10	05/27/10	06/23/10	5,084	500	378	122	0	3,844	75.6%
13. IMPERIAL	05/24/10	05/25/10	06/23/10	948	500	258	242	6	479	50.5%
14. INYO	05/12/10	05/28/10	06/21/10	544	500	373	127	1	406	74.6%
15. KERN	05/24/10	06/03/10	06/17/10	11,770	500	384	116	2	7,978	67.8%
16. KINGS	05/25/10	08/01/10	06/01/10	2,679	500	376	124	5	1,898	70.8%
17. LAKE	05/24/10	05/25/10	06/23/10	2,843	500	392	108	1	2,049	77.5%
18. LASSEN	05/24/10	05/27/10		2,359					0	0.0%
19. LOS ANGELES	05/24/10	06/04/10	06/24/10	289,133	8,974	6,795	2,179	15	210,333	70.3%
20. MADERA	05/25/10	06/24/10	06/24/10	3,128	500	392	108	1	2,419	77.3%
21. MARIN	05/24/10	05/28/10	06/10/10	3,868	500	421	76	3	3,101	80.2%
22. MARIPOSA	05/24/10	06/07/10		101					0	0.0%
23. MENDOCINO	05/25/10	05/28/10	06/22/10	3,632	500	443	57	0	3,218	88.6%
24. MERCED	05/24/10	06/08/10	06/21/10	3,991	500	361	139	1	2,826	70.8%
25. MODOC	05/25/10	06/01/10	06/01/10	54	54	33	21	0	33	61.1%
26. MONO	05/25/10	06/01/10	06/01/10	231	231	201	30	2	201	87.0%
27. MONTEREY	05/24/10	05/24/10	06/24/10	9,095	500	390	110	1	6,781	74.6%
28. NAPA	05/24/10	05/28/10	06/11/10	4,008	500	403	97	4	3,004	75.0%
29. NEVADA	05/20/10	06/03/10		3,735					0	0.0%
30. ORANGE	05/14/10	05/19/10	06/23/10	59,896	1,797	1,492	305	1	48,652	81.2%
31. PLACER	05/24/10	06/03/10	06/16/10	11,143	500	424	76	2	8,501	76.3%
32. PLUMAS	05/24/10	06/24/10	06/24/10	1,200	500	417	83	0	1,001	83.4%
33. RIVERSIDE	05/24/10	06/03/10	06/24/10	65,646	1,969	1,515	454	3	47,275	72.0%
34. SACRAMENTO	05/12/10	06/08/10	06/21/10	59,786	1,794	1,362	432	3	42,158	70.5%
35. SAN BENITO	05/24/10	06/14/10	06/14/10	1,894	500	360	140	3	1,332	70.3%
36. SAN BERNARDINO	05/24/10	06/02/10	06/07/10	63,111	1,893	1,425	468	3	44,274	70.2%
37. SAN DIEGO	05/24/10	05/28/10	06/07/10	96,857	2,906	2,361	545	10	67,917	70.1%
38. SAN FRANCISCO	05/24/10	06/01/10	06/22/10	29,232	877	627	250	4	16,588	56.7%
39. SAN JOAQUIN	05/24/10	06/04/10	06/17/10	16,536	500	367	133	0	12,137	73.4%
40. SAN LUIS OBISPO	05/24/10	05/26/10	06/10/10	7,858	500	395	105	2	5,745	73.1%
41. SAN MATEO	05/24/10	06/03/10	06/23/10	15,748	500	393	107	0	12,378	78.6%
42. SANTA BARBARA	05/24/10	06/03/10	06/24/10	7,378	500	363	137	0	5,356	72.6%
43. SANTA CLARA	05/24/10	05/26/10	06/08/10	47,135	1,414	1,115	299	0	37,188	78.9%
44. SANTA CRUZ	05/24/10	06/21/10	06/21/10	9,141	500	366	134	2	6,059	66.3%
45. SHASTA	05/24/10	06/02/10	06/23/10	6,528	500	387	113	2	4,738	72.6%
46. SIERRA									0	0.0%
47. SISKIYOU	05/24/10	05/24/10	06/15/10	1,350	500	400	100	5	1,057	78.3%
48. SOLANO	05/24/10	05/25/10	06/09/10	15,882	500	357	143	3	8,408	52.9%
49. SONOMA	05/24/10	05/25/10	05/28/10	13,287	500	425	75	1	10,614	79.9%
50. STANISLAUS	05/24/10	06/02/10	06/24/10	14,251	500	412	88	0	11,743	82.4%
51. SUTTER	05/24/10	05/25/10	06/08/10	3,856	500	411	89	5	2,774	75.9%
52. TEHAMA	05/24/10	05/27/10	06/24/10	2,621	500	440	60	1	2,284	87.2%
53. TRINITY	05/24/10	05/28/10		1,255					0	0.0%
54. TULARE	05/24/10	05/25/10	06/24/10	6,935	500	402	98	0	5,576	80.4%
55. TUOLUMNE	05/24/10	05/26/10	06/23/10	999	500	414	86	1	825	82.6%
56. VENTURA	05/24/10	06/04/10	06/23/10	110% = 763,790	22,325	670	556	114	18,526	83.0%
57. YOLO	05/24/10	05/26/10	06/09/10	100% = 694,354	4,141	500	366	134	2,790	67.4%
58. YUBA	05/24/10	05/24/10	06/16/10	95% = 659,837	2,125	500	370	130	1,559	73.4%
TOTAL:				1,069,184	43,535	33,789	9,743	115	765,121	72.11%




June 22, 2010

SECRETARY OF STATE

TO: ALL COUNTY CLERKS/REGISTRARS OF VOTERS (CCROV 10195)

Pursuant to Section 9033 of the Elections Code, I hereby certify that on June 22, 2010, the certificates received from the County Clerks or Registrars of Voters by the Secretary of State established that the **SUSPENDS AIR POLLUTION CONTROL LAWS REQUIRING MAJOR POLLUTERS TO REPORT AND REDUCE GREENHOUSE GAS EMISSIONS THAT CAUSE GLOBAL WARMING UNTIL UNEMPLOYMENT DROPS BELOW SPECIFIED LEVEL FOR FULL YEAR. INITIATIVE STATUTE. (#1454)**, has been signed by the requisite number of qualified electors needed to declare the petition sufficient. **SUSPENDS AIR POLLUTION CONTROL LAWS REQUIRING MAJOR POLLUTERS TO REPORT AND REDUCE GREENHOUSE GAS EMISSIONS THAT CAUSE GLOBAL WARMING UNTIL UNEMPLOYMENT DROPS BELOW SPECIFIED LEVEL FOR FULL YEAR. INITIATIVE STATUTE. (#1454)** is, therefore, qualified for the next statewide election.

SUSPENDS AIR POLLUTION CONTROL LAWS REQUIRING MAJOR POLLUTERS TO REPORT AND REDUCE GREENHOUSE GAS EMISSIONS THAT CAUSE GLOBAL WARMING UNTIL UNEMPLOYMENT DROPS BELOW SPECIFIED LEVEL FOR FULL YEAR. INITIATIVE STATUTE. Suspends State laws requiring reduced greenhouse gas emissions that cause global warming, until California's unemployment rate drops to 5.5 percent or less for four consecutive quarters. Requires State to abandon implementation of comprehensive greenhouse-gas-reduction program that includes increased renewable energy and cleaner fuel requirements, and mandatory emission reporting and fee requirements for major polluters such as power plants and oil refineries, until suspension is lifted. Summary of estimate by Legislative Analyst and Director of Finance of fiscal impact on state and local government: **Potential positive, short-term impacts on state and local government revenues from the suspension of regulatory activity, with uncertain longer-run impacts. Potential foregone state revenues from the auctioning of emission allowances by state government, by suspending the future implementation of cap-and-trade regulations. (09-0104.)**



IN WITNESS WHEREOF, I hereunto set my hand and affix the Great Seal of the State of California this 22nd day of June, 2010.

DEBRA BOWEN
Secretary of State

1454. Suspends Air Pollution Control Laws Requiring Major Polluters to Report and Reduce Greenhouse Gas Emissions That Cause Global Warming Until Unemployment Drops Below Specified Level for Full Year Initiative Statute

COUNTY	PETITION	SOS	SOS	RANDOM			VALID			VALID OR	%
	FILED	REC'D	REC'D	RAW	SAMPLE/	VALID	INVALID	DUP.	PROJ. VALID		
	W/COUNTY	RAW	RANDOM	COUNT	FULL CHECK	SIGS.					
1. ALAMEDA	04/30/10	06/21/10	06/21/10	32,382	972	704	268	1	22,377	69.1%	
2. ALPINE	05/04/10	05/11/10	05/11/10	3	3	2	1	0	2	66.7%	
3. AMADOR	05/04/10	05/12/10	05/19/10	2,044	500	406	94	4	1,609	78.7%	
4. BUTTE	05/04/10	05/06/10	05/14/10	6,374	500	355	145	0	4,526	71.0%	
5. CALAVERAS	04/20/10	05/10/10	06/25/10	2,417					0	0.0%	
6. COLUSA	05/04/10	05/05/10	06/15/10	297	297	234	63	3	234	78.8%	
7. CONTRA COSTA	05/03/10	05/14/10	06/22/10	34,068	1,022	799	223	2	24,479	71.9%	
8. DEL NORTE	05/04/10	05/13/10	06/18/10	641	500	350	150	0	449	70.0%	
9. EL DORADO	05/04/10	05/17/10	06/16/10	5,790	500	432	68	1	4,880	84.3%	
10. FRESNO	05/03/10	05/06/10		17,697					0	0.0%	
11. GLENN	05/04/10	05/06/10		608					0	0.0%	
12. HUMBOLDT	05/04/10	05/12/10	06/07/10	3,293	500	394	106	0	2,595	78.8%	
13. IMPERIAL	05/04/10	05/10/10	06/02/10	742	500	304	196	3	449	60.5%	
14. INYO	05/04/10	05/05/10		221					0	0.0%	
15. KERN	05/03/10	05/11/10	05/21/10	14,210	500	393	107	0	11,169	78.6%	
16. KINGS	05/04/10	05/10/10	05/21/10	4,288	500	408	92	0	3,499	81.6%	
17. LAKE	05/04/10	05/07/10	05/22/10	1,933	500	372	128	0	1,438	74.4%	
18. LASSEN	05/04/10	05/13/10	05/20/10	2,222	500	401	99	0	1,782	80.2%	
19. LOS ANGELES	05/03/10	05/13/10	06/18/10	199,554	5,987	4,706	1,281	8	148,236	74.3%	
20. MADERA									0	0.0%	
21. MARIN	05/04/10	05/05/10	05/20/10	2,279	500	406	90	4	1,786	78.4%	
22. MARIPOSA									0	0.0%	
23. MENDOCINO	05/04/10	05/07/10		2,268					0	0.0%	
24. MERCED	05/05/10	05/13/10	05/21/10	4,530	500	378	122	1	3,352	74.0%	
25. MODOC	05/12/10	05/15/10	05/15/10	48	48	34	14	0	34	70.8%	
26. MONO	05/04/10	05/10/10	05/10/10	38	38	33	5	0	33	86.8%	
27. MONTEREY	05/04/10	05/05/10	05/22/10	5,190	500	393	107	0	4,079	78.6%	
28. NAPA	05/04/10	05/06/10	05/21/10	3,784	500	373	127	3	2,674	70.7%	
29. NEVADA	05/04/10	05/06/10		4,573					0	0.0%	
30. ORANGE	05/03/10	05/11/10	06/11/10	60,688	1,821	1,584	237	2	50,635	83.4%	
31. PLACER	05/04/10	05/17/10	05/17/10	10,913	500	441	59	0	9,625	88.2%	
32. PLUMAS	05/04/10	05/14/10	05/14/10	1,292	1,292	1,004	288	26	1,004	77.7%	
33. RIVERSIDE	05/03/10	05/11/10		61,596					0	0.0%	
34. SACRAMENTO	05/03/10	05/12/10	06/05/10	36,356	1,091	877	214	1	28,148	77.4%	
35. SAN BENITO	05/04/10	05/11/10	05/21/10	1,814	500	382	118	3	1,357	74.8%	
36. SAN BERNARDINO	05/03/10	05/11/10	06/02/10	80,230	1,807	1,383	424	2	43,942	73.0%	
37. SAN DIEGO	05/03/10	05/13/10	05/24/10	69,755	2,093	1,772	321	1	57,979	83.1%	
38. SAN FRANCISCO	05/04/10	05/06/10	05/24/10	6,804	500	336	164	1	4,401	64.7%	
39. SAN JOAQUIN	05/03/10	05/11/10	05/21/10	15,965	500	383	117	1	11,242	70.4%	
40. SAN LUIS OBISPO	05/04/10	05/07/10	05/27/10	7,884	500	404	96	4	5,439	69.0%	
41. SAN MATEO	05/04/10	05/13/10	06/17/10	7,373	500	384	116	0	5,662	76.8%	
42. SANTA BARBARA	05/03/10	05/13/10		8,200					0	0.0%	
43. SANTA CLARA	05/03/10	05/07/10	05/28/10	20,847	625	549	76	0	18,312	87.8%	
44. SANTA CRUZ	05/04/10	05/11/10	05/21/10	3,926	500	367	133	1	2,828	72.0%	
45. SHASTA	05/04/10	05/14/10	06/18/10	4,469	500	387	113	1	3,388	75.8%	
46. SIERRA	05/24/10	06/11/10	06/11/10	173	173	155	18	0	155	89.6%	
47. SISKIYOU	05/04/10	05/05/10	05/27/10	624	500	376	124	1	469	75.2%	
48. SOLANO	05/03/10	05/03/10		15,371					0	0.0%	
49. SONOMA	05/03/10	05/10/10	05/11/10	8,444	500	377	123	2	5,830	69.0%	
50. STANISLAUS	05/03/10	05/06/10	06/21/10	11,786	500	412	88	0	9,720	82.4%	
51. SUTTER	05/04/10	05/06/10	05/19/10	2,402	500	405	95	2	1,909	79.5%	
52. TEHAMA	05/04/10	05/07/10		1,129					0	0.0%	
53. TRINITY	05/05/10	05/19/10		720					0	0.0%	
54. TULARE	05/03/10	05/06/10		9,341					0	0.0%	
55. TUOLUMNE	05/04/10	05/13/10		1,664					0	0.0%	
56. VENTURA	05/03/10	05/11/10	06/22/10	110% = 477,369	17,076	512	409	103	0	13,641	79.9%
57. YOLO	05/05/10	05/05/10	05/25/10	100% = 433,971	2,984	500	358	142	13	1,751	58.7%
58. YUBA	05/04/10	05/04/10	05/17/10	95% = 412,273	1,599	500	364	136	4	1,136	71.0%
TOTAL:				802,929	31,781	24,986	6,791	95	518,253	76.54%	

Qualified Initiative and Referendum Measures 2005-2010

<u>SOS File</u>	<u>Initiative/</u>	<u>Qualified</u>	<u>Election</u>	<u>Raw Total</u>	<u>100% Qualify B</u>	<u>Qualify or</u>		
<u>Number/Proposi</u>	<u>tion</u>	<u>By</u>	<u>Date</u>	<u>A</u>	<u>Proj QC</u>	<u>A / B %</u>	<u>Qual %</u>	
1454/Prop. 23	Initiative	Random	11/02/10	802,929	433,971	518,253	185.0	76.54
1451/Prop. 27	Initiative	Random	11/02/10	1,069,184	694,354	765,121	154.0	72.11
1411/None Yet	Initiative	Random	06/05/12	633,458	433,971	486,812	146.0	76.85
1441/Prop. 26	Initiative	Random	11/02/10	1,117,317	694,354	785,102	160.9	76.84
1421/Prop. 21	Initiative	Random	11/02/10	764,976	433,971	498,891	176.3	78.00
1414/Prop. 22	Initiative	Random	11/02/10	1,126,889	694,354	772,449	162.3	77.64
1412/Prop. 24	Initiative	Random	11/02/10	810,331	433,971	499,465	186.7	73.24
1408/Prop. 25	Initiative	Random	11/02/10	1,140,994	694,354	770,871	164.3	75.27
1394/None Yet	Initiative	Full	06/05/12	979,721	694,354	726,221	141.1	74.36
1381/Prop. 17	Initiative	Random	06/08/10	728,291	433,971	547,825	167.8	76.45
1380/Prop. 20	Initiative	Random	11/02/10	1,180,623	694,354	842,260	170.0	71.82
1377/Prop. 19	Initiative	Random	11/02/10	694,248	437,971	523,531	160.0	75.41
1369/Prop. 16	Initiative	Random	06/08/10	1,121,944	694,354	787,071	161.6	70.15
1332/Prop. 10	Initiative	Random	11/04/08	779,344	433,971	587,179	179.6	76.22
1326/Prop. 6	Initiative	Random	11/04/08	789,668	433,971	580,322	182.0	77.54
1325/Prop. 9	Initiative	Random	11/04/08	1,267,991	694,354	844,843	182.6	75.25
1310/Prop. 5	Initiative	Random	11/04/08	761,083	433,971	567,733	175.4	75.57
1307/Prop. 11	Initiative	Random	11/04/08	1,180,889	694,354	898,033	170.0	76.60
1304/Prop. 7	Initiative	Random	11/04/08	736,230	433,971	527,934	169.6	75.86
1298/Prop. 8	Initiative	Random	11/04/08	1,120,801	694,354	868,511	161.4	79.82
1287/Prop. 4	Initiative	Random	11/04/08	1,227,804	694,354	900,075	176.8	73.31
1274/Prop. 2	Initiative	Random	11/04/08	782,707	433,971	567,023	180.4	74.61
1271/Prop. 3	Initiative	Full	11/04/08	684,892	433,971	469,967	157.8	70.84
1251/Prop. 99	Initiative	Random	06/03/08	1,101,369	694,354	794,335	158.6	72.17
1248/Prop. 98	Initiative	Random	06/03/08	1,125,586	694,354	772,143	162.1	68.62
1261/Prop. 97	Referendum	Random	02/05/08	693,131	433,971	495,197	159.7	71.69
1260/Prop. 94	Referendum	Random	02/05/08	696,376	433,971	506,444	160.5	72.90
1259/Prop. 96	Referendum	Random	02/05/08	696,924	433,971	501,276	160.6	72.10
1258/Prop. 95	Referendum	Random	02/05/08	705,583	433,971	503,851	162.6	71.58
1238/Prop. 93	Initiative	Random	02/05/08	1,105,511	694,354	764,747	159.2	69.18
1226/Prop. 92	Initiative	Full	02/05/08	901,241	598,105	619,644	150.7	71.08
1182/Prop. 91	Initiative	Full	02/05/08	857,935	598,105	605,610	143.4	70.59
1216/Prop. 89	Initiative	Random	11/07/06	611,440	373,816	417,691	163.6	75.39
1204/Prop. 90	Initiative	Random	11/07/06	958,144	598,105	683,712	160.2	76.71
1197/Prop. 86	Initiative	Random	11/07/06	1,131,749	598,105	786,166	189.2	73.08
1196/Prop. 87	Initiative	Random	11/07/06	1,143,365	598,105	705,182	191.2	71.99
1189/Prop. 88	Initiative	Random	11/07/06	1,161,083	598,105	683,020	194.1	71.79
1186/Prop. 85	Initiative	Random	11/07/06	1,017,600	598,105	660,109	170.1	75.28
1185/Prop. 84	Initiative	Random	11/07/06	605,653	373,816	445,955	162.0	75.03
1154/Prop. 83	Initiative	Random	11/07/06	714,038	373,816	524,736	191.0	77.78
1151/Prop. 82	Initiative	Random	06/06/06	1,036,590	598,105	716,624	173.3	72.08
1131/Prop. 76	Initiative	Random	11/08/05	1,060,452	598,105	661,729	167.2	83.00
1129/Prop. 78	Initiative	Random	11/08/05					
1114/Prop. 80	Initiative	Random	11/08/05	607,500	373,816	417,390	162.5	76.95
1106/Prop. 79	Initiative	Random	11/08/05	610,964	373,816	417,067	163.4	77.59
1088/Prop. 74	Initiative	Random	11/08/05	600,209	373,816	428,060	160.6	78.10
1084/Prop. 75	Initiative	Random	11/08/05	602,356	373,816	426,220	161.1	78.86
1072/Prop. 77	Initiative	Random	11/08/05	951,776	598,105	677,997	159.1	79.56
1067/Prop. 73	Initiative	Random	11/08/05	1,001,861	598,105	682,131	167.5	80.16